

We finance what matters most

Investor presentation

June 2025





Disclaimer

General disclaimer

The information and resources contained in this document are for information purposes only and entails no legal commitment or contractual agreement on the part of Sfil and Caisse Française de Financement Local which also reserve the right to change the characteristics thereof at any time without prior notice. Under no circumstances should they be considered an offer, an invitation to subscribe or to purchase securities or any other investment product or an investment advice within the meaning of Directive 2014/65/EU of the European Parliament and of the Council of 15 May 2014, as amended, nor do they constitute a solicitation of business, an offer to the public, a financial service or a recommendation by Sfil and/or Caisse française de financement local that any recipient of this document should subscribe for or purchase any securities.

Although the information and resources contained in this document are based on sources that Sfil and Caisse Française de Financement Local believe to be reliable Sfil and Caisse Française de Financement Local cannot guarantee their accuracy and completeness. No statement made in this document may be construed as such a guarantee. The information and resources contained in this document are given at the date mentioned in the presentation and are subject to change without notice.

The information and resources contained in this document remain the exclusive property of Sfil and Caisse Française de Financement Local and may not be reproduced in whole or in part or distributed to third parties without the prior written consent of Sfil and Caisse Française de Financement Local.

Liability waiver

Under no circumstances, including, but not limited to, negligence, shall Sfil and Caisse Française de Financement Local or any entity of the group be liable for any direct or indirect loss or damage that result from the access to, inability to access to, or use of the information and resources contained in this document. The use and interpretation of said information and resources requires an in-depth and specific knowledge of the financial markets. Sfil and Caisse Française de Financement Local or any entity of the group hereby refuse any responsibility that may arise from the use of the information and resources contained in this document and the possible harmful consequences of such use, in particular as regards decisions made or measures adopted on the basis thereof.

Local restrictions

Access to, or transmission of this document or the information and resources contained in this document may be restricted or prohibited to individuals or companies by the laws or regulations of a country in which such persons have their registered office or domicile, of which they are nationals or for any other reason. This document is not intended for distribution to, or use by, any person or entity in any jurisdiction or country where such distribution or use would be contrary to law or regulation. Accordingly, persons who come into possession of this document should inform themselves of and observe these restrictions. Any person wishing to access the said information and resources contained in this document are requested first to ensure that they are authorised to do so.

In particular, the information, resources and materials contained in this document are intended solely for persons who are not U.S. Persons (as such term is defined in Regulation S of the U.S. Securities Act of 1933, as amended (the "Securities Act")) and who are not physically present in the United States. The information, resources and materials contained in this document are not intended to be distributed directly or indirectly to U.S. Persons or to persons who are physically present in the United States. It does not constitute an offer or an invitation to purchase securities of Sfil and Caisse Française de Financement Local in the United States or in any other jurisdiction in which such offer or invitation is not authorised or to any person to whom it is unlawful to make such offer or invitation. Potential users of this information are requested to comply with such restrictions.

Sfil and Caisse Française de Financement Local securities may not be offered or sold in the United States without registration under the Securities Act, or an applicable exemption from registration. Sfil and Caisse Française de Financement Local have not registered and do not intend to register any of their securities under the Securities Act or to conduct a public offering of securities in the United States.

In addition, this document is being distributed to and is directed only at persons in member states of the European Economic Area ("EEA") who are "qualified investors" within the meaning of article 2(e) of the Prospectus Regulation (regulation 2017/1129/EU), as amended, to the extent implemented in the relevant member state ("Qualified Investors"). Any person in the EEA who receives this document will be deemed to have represented and agreed that it is a Qualified Investor. Any such recipient will also be deemed to have represented and agreed that it has not received this document on behalf of persons in the EEA other than Qualified Investors. Sfil and/or Caisse française de financement local will rely upon the truth and accuracy of the foregoing representations and agreements.

This document is not to be relied upon as such or used in substitution for the exercise of any independent judgment and each recipient must make its own investigation as to the opportunity of any investment in bonds issued by Sfil and/or Caisse française de financement local.

To keeping on reading, you confirm that:

- have read and accept the above legal notices;
- you are fully responsible for the use of the information and resources contained in this document and for verifying their integrity;
- you are not a U.S. Person, you are not acting for the account of such U.S. Person, you are not located in the United States and you will not transmit or otherwise send any information or material contained in this document to any U.S. Person, to any person located in the United States or to publications with a general circulation in the United States.

Sfil at a glance

- Sfil is a public development bank under European Union regulations.
- Strategic subsidiary of CDC Group, with a letter of support provided by CDC, complemented by a letter of support by the French Republic.
- Two public policy missions: financing of investments by French local authorities and of French export contracts guaranteed by the French Republic, a broadening of these missions has been approved by the European Commission in December 2024.
- Leading lender to local authorities and public hospitals and 1st provider of liquidity for large export contracts
- Credit ratings of Sfil directly aligned with the ratings of the French Republic, with an additional rating pick-up for covered bonds issued by Caffil.
- An ambitious sustainability strategy confirmed by strong ESG ratings.
- Strong financial results and low risk portfolio underline the performance of the public development bank business model of Sfil.
- Sfil is a regular issuer in the SSA market and in the covered bond market via Caffil.
- ESG issuance represents a growing share, with a target to increase to 1/3 of annual issuance under ESG format from 2024 to 2030.





Agenda

1. Local Government and export financing agency

Public ownership and public policy missions

Strong balance sheet

Commitment to sustainability

2. Funding strategy

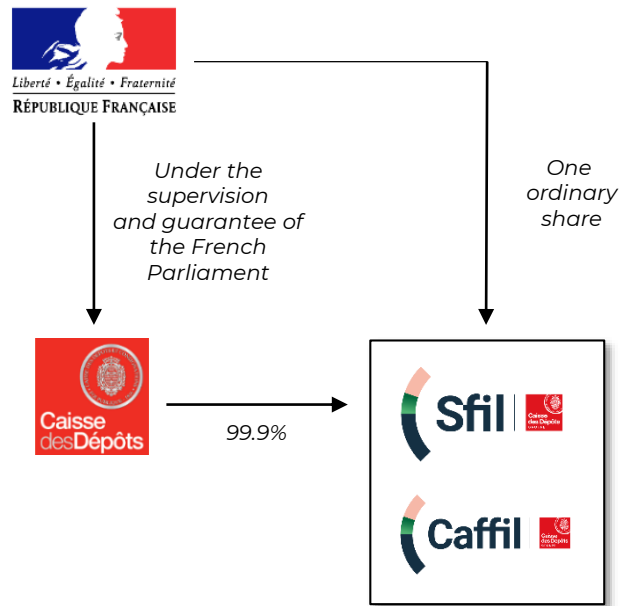
Covered bonds and SSA issuance

ESG issuance program

3. Annex

Public ownership and public policy missions

Public ownership and development bank status



Sfil is a strategic subsidiary of **CDC Group**, with **CDC** as reference shareholder of Sfil and the French Republic retaining one ordinary share.

CDC provides a **letter of support to Sfil**, complemented by a **direct letter of support by the State**, maintaining Sfil's public development bank status.

The State is represented on Sfil's board of directors via a censor (non-voting director) ensuring that Sfil's activity is coherent with public policies.

Caffil - the covered bond subsidiary of Sfil - is a specialized credit institution, with the legal status of 'Société de Crédit Foncier'.

Caffil **exclusively finances public sector assets** via the issuance of covered bonds ('Obligations Foncières').







Public ownership and public policy missions

Ratings reflect development bank status

Strong credit ratings **aligned with the ratings of the French Republic**, based on 100% public ownership and commitments **by CDC and the French Republic** to **protect the economic basis** and **preserve the financial strength** of Sfil.

Covered bond ratings benefit from an **additional rating pick up**, based on the **strong legal framework, the quality of the cover pool and the level of over-collateralization**.

				
MOODY'S	Aa3 Stable outlook	Aa3 Stable outlook	Aa3 Stable outlook <i>This assumption is based on :</i> (1) CDC's commitment, as the reference shareholder, to support SFIL's solvency and liquidity through a letter of comfort (...) (2) the State's commitment, as the ultimate shareholder, to support SFIL's solvency and liquidity in case CDC were unable to support it, through a separate letter of comfort (...); and (3) the key role of SFIL in the financing of the French local authorities and hospitals. <i>Moody's Rating Report, June 10th 2024</i>	Aaa • TPI Leeway: 3 • Collateral score: 8.8% • Market risk: 10.4% (31.12.2024)
S&P Global Ratings	AA- Negative outlook	AA- Negative outlook	AA- Negative outlook <i>'We consider that there is an almost certain likelihood that the government would provide timely and sufficient extraordinary support to society in the event of financial distress.'</i> <i>S&P Rating Report, July 18th 2024</i>	-
DBRS	AA (High) Negative outlook	-	AA (High) Negative outlook <i>'Sfil's credit ratings reflect its statutory ownership by Caisse des Dépôts et Consignations (...). Moreover, both CDC and the Republic of France provide letters of comfort in support of Sfil's creditworthiness.'</i> <i>DBRS Rating Report, May 3rd 2024</i>	AAA



Public ownership and public policy missions

Strong ESG ratings

	MORNINGSTAR SUSTAINALYTICS	MSCI	ISS ESG
Rated entity	Sfil Caffil	Sfil Caffil	Caffil
2024 Rating	8.3 - Negligible Risk	AA	C+ Prime
Ranking	20th out of 1021 banks (as of November 1 st 2024)	Leader of the industry (as of February 28 th 2024)	Among the 10% top performers in the industry (as of February 7 th 2024)
2024 Industry median score	26.7 - Medium Risk Banks	A Supranational & Development Banks	D+ Mortgage & Public Sector Finance
Scale	<p>Negligible Low Medium High Severe</p> <p>0 10 20 30 40 ...</p> <p>Sfil Group rating (at 8.3) Industry's median score (at 26.7)</p>	<p>AAA AA A BBB BB B CCC</p> <p>Sfil Group rating (at AA) Industry's median score (at A)</p>	<p>Prime</p> <p>B B- C+ C C- D+ D D-</p> <p>Caffil rating (at C+) Industry's median score (at D+)</p>

Public ownership and public policy missions

Sfil finances the access to essential services

French local authorities are the leading public investors accounting for **roughly 2/3 of French public investments in 2023**.

Investments by French local authorities serve **major structural needs** and contribute significantly to the objectives of sustainability, both in terms of **ecological transition** (public transport, water and sanitation, etc.), and **social cohesion** (education, culture, sport, etc.).

French local authorities are organized on three levels with clearly defined key responsibilities:

13 Regions

- Construction and upkeep of high schools
- Regional rail infrastructure
- Economic development



101 Départements

- Construction and upkeep of secondary schools ("Collèges")
- Departmental road network
- Fire fighting and emergency services



Over 30,000 Municipalities & associations of municipalities

- Construction and upkeep of nurseries and primary schools
- Urban public transport and municipal road network
- Drinking water supply, household waste collection and valuation

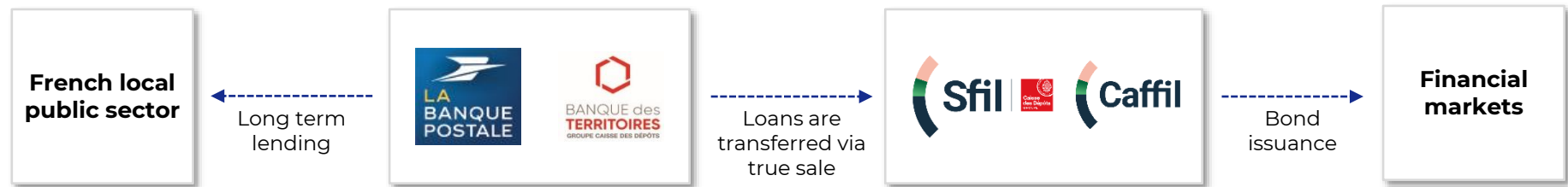
Sfil provides financing to 9 out of 10 municipalities in France (municipalities above 10 000 inhabitants).





Public ownership and public policy missions

French local public sector lending in partnership with La Banque Postale



Lending to the local public sector is provided under a strict framework under European Commission supervision and **scope of lending is limited to French local authorities and public hospitals**.

Loans are originated by La Banque Postale and CDC (Banque des Territoires), **transferred via true sale to the balance sheet of Caffil** and refinanced via bond issuance on international capital markets.

Loans are priced at market levels, **and with a independant credit approval process** at the level of Sfil Group.



Public ownership and public policy missions

Market leader in local public sector lending

Leading lender to the French local government sector with more than **20% of outstanding loans held by Sfil Group**.

Since 2013, **Sfil has provided close to EUR 55 billion in loans to the French local public sector**.

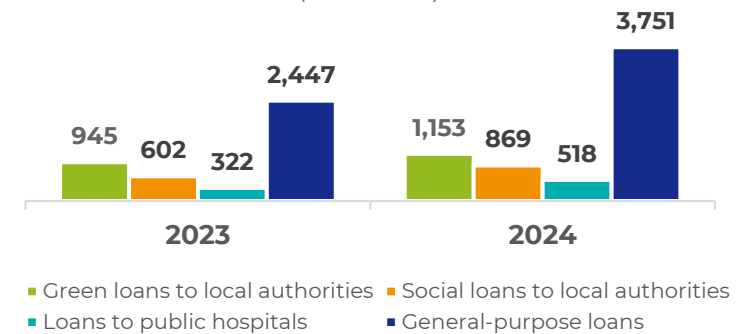
In total, Sfil provides financing **around 11 000 French local authorities and to over 800 public healthcare institutions**.

Lending to the French local public sector in 2024 reached a **record level of EUR 6.3 billion (+46% vs 2023)** driven by local authorities with **EUR 5.8 billion** of loans granted **(+45% vs 2023)**.

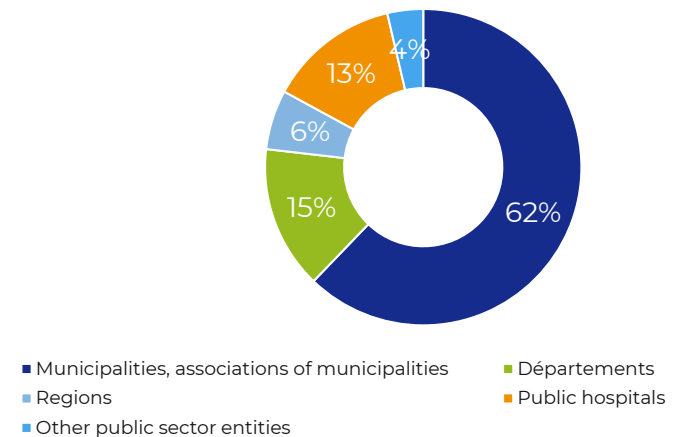
Use-of-proceeds loans granted to local authorities **rose by 31% compared to 2023**. This **significant increase for green loans** (EUR 1.2 billion, +22% from 2023) **and social loans** (EUR 869 million, +44% from 2023) confirms the strong interest for these financing instruments.

In December 2024, European Commission authorized the **extension of our activity** to lend to **other French public entities** (i.e. public organisations and public entities *sui generis*) **or to the exposures guaranteed by them**.

Typology of loans granted to the local public sector
(EUR million)



Local public sector exposures by counterparty type



Public ownership and public policy missions

Local government financing activity : example of projects financed

Energy efficiency

- *Département de la Côte d'Or*
- Financing the construction of the Osmose territorial campus
- EUR 10 m – 25 years



Water and sanitation

- *Communauté d'agglomération de la Rochelle*
- Financing the renewal of the wastewater network
- EUR 5 m – 25 years



Territorial mobility

- *Région Hérault*
- Financing the construction of 120 km of new bicycle lanes
- EUR 60 m



Health, social and family care

- *Rouen University Hospital*
- Finance real estate restructuring and development projects for several University Hospital unit
- EUR 10 m – 20 years



Education, vocational training

- *Département de la Gironde*
- Financing the renovation and construction of the Collège du Taillan Medoc
- EUR 15 m – 20 years



Health, social and family care

- *Communauté de communes de Poher communauté*
- Financing the construction of 18 medical cells for a health center
- EUR 1 m – 15 years



Public ownership and public policy missions

Refinancing platform for large French export loans



Schema post transfer

Sfil provides a **refinancing platform for loans with a French ECA guarantee**, framework agreements are in place with 31 banking partners covering more than 95% of the market.

French export credit guarantees are managed by Bpifrance Assurance Export, guarantees are directly provided by the French Republic.

Sfil's activity is limited to the **refinancing of 100% public exposures** and to large export contracts with a minimum volume of **EUR 70 m**.

* A specific guarantee mechanism is in place for the civil aviation industry covering 100% of the contract volume.



Public ownership and public policy missions

Leadership in financing large French export contracts

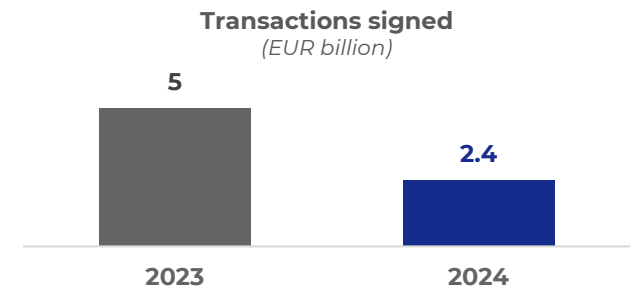
Since the activity was launched in 2015, Sfil has financed export contracts **with a total volume over EUR 19.2 billion.**

In 2024, Sfil **concluded 5 transactions for a total amount of EUR 2.4 billion**, leading to the signature of EUR 4.1 billion in export contracts.

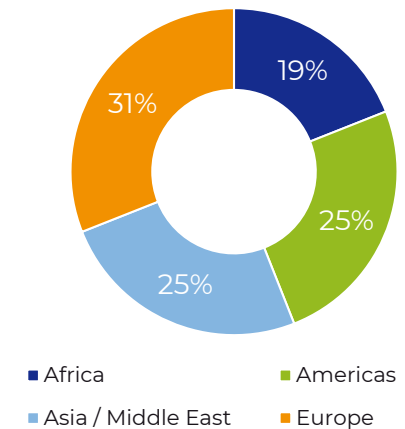
The outlook for the export credit activity **remains positive for 2025.** The volume of deals under assessment at the end of 2024 remained at a high level (175 deals representing potentially EUR 65 billion of export refinancing).

The financing of export contracts is expected to **represent around 40% of new lending by Sfil** for the period 2025 to 2029.

In December 2024, European Commission authorized the **extension of our activity** to refinance operations presenting a French interest and **benefiting from an insurance from other European export-credits agencies or multilateral lenders.** Potential transactions are expected by the end of 2025.



Outstanding export loans by importing country



Public ownership and public policy missions

Export financing activity : example of projects financed

Offshore wind farm in the North Sea



The largest wind farm project in the world

Producing clean, low-carbon energy to power more than 6 million British homes per year. This is the first export success for GE's Haliade-X, one of the most powerful turbines on the world market (up to 14 MW).



GBP 287 m

Urban railway transport in Africa



A key project for Abidjan's sustainable growth

The consortium has signed a commercial contract covering the design, construction, operation and maintenance of the Abidjan metro. A key project for the sustainable development of the Ivorian capital, it was named "Deal of the year Africa" at the TXF Global Export Forum in June 2023.



EUR 630 m

Electrification project in Sub-Saharan Africa



A key project for the population of Benin

Improving access to power through the development, reinforcement and reliability of the electricity transmission and distribution network. Eventually, the rate of access to electricity will reach 75% (vs. 45% in 2019).



EUR 157 m

Renovation of La Côtère road in Ivory Coast



Improved security and reduced travel time

La Côtère is a backbone of Ivory Coast's road network, connecting Abidjan to San Pedro. The project consists in the renovation of a 75km portion of the road, with significant positive impact on local populations' welfare and the local economy,



EUR 68 m



Public ownership and public policy missions

Focus on 2024 results

Strong financial performance despite major uncertainties

- **Increase in recurring net banking income to EUR 217m** (+9.6% vs 2023) driven by a very sustained activity level since 2023 despite the higher refinancing costs
- **Operating expenses under control**, improved cost to income ratio at 54%
- **Excellent quality of asset portfolio** illustrated by a **reversal in cost of risk**, a **non-performing exposures rate at 0.26%** and a **0% weighting** (standard approach) **for 84% of the asset portfolio**
- **Strong growth in recurring net result (EUR 75m, +15% vs 2023)** illustrating the performance of our public development bank model

Key role in financing the French local public sector

- **Record level of EUR 6.3 billion** (+46 % vs 2023) driven by **local authorities** with **EUR 5.8 billion** of loans granted (+45% vs 2023)
- **More than EUR 2 billion of green and social loans to local authorities** for the first time since these offers were launched
- **EUR 518m loans to public hospitals** (+61% vs 2023) with a moderated recovery in investment under a very tight budgetary context

Confirmed dynamism for export credit refinancing

- **5 transactions** for a total amount of **EUR 2.4 billion** of loans granted
- **“Deal of the year Central Asia 2023”** award at the TXF Global export forum (June 2024)
- **Very positive business outlook**, 175 deals under assessment for nearly **EUR 65 billion**

Significant ESG realizations

- **EUR 1.8 billion** in favour of ecological and energy transition
- **EUR 1.4 billion of social loans** to public hospitals and French local authorities
- **1/3 of funding raised under green or social bond**

	Recurring		Reported	
<i>EUR million</i>	2023	2024	2023	2024
Net banking income	198	217	178	209
Operating expenses	(118)	(117)	(118)	(117)
Gross operating income	80	100	60	92
Cost of risk	11	1	11	1
Income before tax	91	101	70	93
Income tax	(25)	(26)	(14)	(24)
Net income	65	75	56	69



Strong balance sheet

Strong capital and liquidity position

**Consolidated main balance sheet items
– total assets of EUR 71.9 billion
December 31st 2024 - (EUR billion, notional amounts)***

Loans and securities	64.3	Bond issuance	65.4
Cash assets	2.1	Commercial paper	0.8
Cash collateral paid	1.9	Cash collateral received	0.3
		Equity and other	1.6

STRONG ASSET QUALITY

84% of Sfil's assets are benefitting from a 0% risk weighting.

Strong capital and liquidity position significantly above regulatory requirements (figures at 31.12.2024):

- **CET1 ratio: 42.2%**
- **9.6% for the Leverage ratio***
- **440% for the LCR Ratio**
- **125% for the NSFR Ratio**

Lowest **SREP** requirement amongst financial institutions: **8.56% for the CET1 ratio**

Cost of risk for 2024 was a **EUR 1 million reversal** and **non-performing exposures remain extremely low at 0.26%**

Ordinary Insolvency Processing has been chosen as the preferential resolution strategy by the SRB. Sfil is **not required to comply with MREL requirements**, following the adoption of the EU directive 2024/1174 ("Daisy Chains").

*Specific calculation rules apply for public development banks under article 429 CRR

Commitment to sustainability

Sustainable development integrated into Sfil's public policy missions



Local public sector financing

Leading lender in the areas of **public education**, **public healthcare** and **clean public transport** in France.

Sfil provides to French local authorities **a complete range of green and social loans** with a pricing incentive. In 2024, green and social lending represented **40%** of local public sector lending (vs. 43% in 2023, and 37% in 2022).

Social and environmental factors are taken into account in the credit approval process :

- qualitative approval criteria allowing **greater flexibility** in terms of repayment profiles and;
- quantitative criteria allowing **a higher level of exposure** for these loan categories.



Export financing

Looking ahead, the French government aims increase its support to **export projects aligned with the Paris agreement** via the French **public export guarantee mechanism**.

In line with the **OECD rules**, export credit transactions refinanced adhere to strict rules on **environmental and social standards**, anti-corruption measures and debt sustainability for borrowers.

For sensitive export projects, a social and environmental **impact analysis is publicly available**, and may lead to an **environmental and/or social impact management plan**.

EXCLUSION POLICY

In accordance with the guidelines of the French support policy, **Sfil does not finance new fossil fuel projects**.

No financing of **activities of production or trade of any illicit product**, as well as any **illegal activity** with regard to the legislations of France or the destination country.

Sfil excludes a number of activities including tobacco, gambling, pornography, non-conventional weapons, pesticides prohibited on French territory.



Commitment to sustainability

Committed to ESG issuance and sustainable investment

Sfil Group is a **leading issuer** in the **Green and Social bond market**, with a total of **EUR 11.5 bn** in green and social issuance.

Sfil has been one of the **pioneers in financing green and social public sector investments**, Green and Social Bonds by Sfil and Caffil have **won awards every single year since 2019**.

As an active contributor to the Green and Social Bond markets, Sfil was elected to **ICMA Green and Social Bond Principles Advisory Council** in 2020, 2023 and 2024.

With the aim of **increasing the share of green, social or sustainability issuance**, Sfil has defined a target over time:

ESG format

to increase to 33%

of annual financing from 2024 to 2030

TREASURY INVESTMENT POLICY

In addition to applying the exclusion policy, the **treasury investment policy** integrates **ESG criteria** since 2021 :

- **Bank issuers: ESG rating threshold** (Sustainalytics ESG Risk Rating) and the existence of a green, social or sustainability framework;
- Exclusion of high-risk or **prohibited countries** according to Sfil's internal country risk classification;
- **Sovereign issuers and public sector entities:** the average of the **World Bank's global governance indicators** and signature of the Paris Climate Agreement.

<p>2019 Most Impressive Social or Sustainability Issuer</p>	<p>2019 Best Social Bond</p>	<p>2019 Best ESG Issuer</p>	<p>2020 Best Social Bond - Asset Based & Covered Bonds</p>	<p>2020 Best green, social or sustainability deal</p>	<p>2020 Most impressive FI Funding Strategy during Covid Pandemic</p>	<p>2021 Best Covered Bond</p>
<p>2021 Best Social Bond - Asset Based & Covered Bonds</p>	<p>2022 Best Social Bond - Asset Based & Covered Bonds</p>	<p>2023 Best ESG Covered Bond Issuer</p>	<p>2023 Best Green Bond - Asset Based & Covered Bonds</p>	<p>2024 Best ESG Covered Bond Issuer</p>	<p>2025 Best Green Bond - Agency</p>	<p>2025 Best Social Bond - Asset Based & Covered Bonds</p>



Agenda

1. Local Government and export financing agency

Public ownership and public policy missions

Strong balance sheet

Commitment to sustainability

2. Funding strategy

Covered bonds and SSA issuance

ESG issuance program

3. Annex



Covered bonds and SSA issuance

Sfil Group liquidity scheme

No retail deposits

As a public development bank, Sfil is not a deposit taking institution, and not exposed to any liquidity risk linked to a withdrawal of deposits

Diversified access to capital markets funding

Sfil and Caffil access a wide range of different market segments (NEU CP and Bonds ; Agency and Covered Bond), with a very diversified investor base

Large liquidity reserves

Well over EUR 40 billion in liquidity reserves. Public sector portfolio is directly eligible as ECB collateral Sfil and Caffil have access to repo transactions with the market

Important back up credit facilities

Significant back up credit facilities - in total EUR 5 billion - are provided by CDC and La Banque Postale



Covered bonds and SSA issuance

Four strategic funding axes

Domestic CP program

Diversification of short dated funding
Outstanding Sfil CP volume around EUR 1 billion

SSA benchmark issuance

Yearly planned issuance between EUR 2 and 3 billion
USD and / or EUR benchmark issuance
Outstanding currently over EUR 12 billion equivalent

Covered bond issuance

Yearly planned issuance via Caffil between EUR 4 and 6 billion
Regular EUR benchmark issuance and PP issuance (EMTN and RCB)
Around EUR 53 billion outstanding

ESG issuance

Regular benchmark issuance by Sfil and Caffil in the ESG market
Issuance of inaugural social and green bond in 2019
Update of Sfil Group 'Green, Social and Sustainability Bond Framework' in 2024



Covered bonds and SSA issuance

2025 funding perspective

Sfil

EUR 2.5 to 4 billion
planned issuance for 2025

Benchmark issuance

- Regular benchmark issuance in the SSA market **in EUR and USD**
- Focus in **3 and 5 year maturity segment** for USD issuance
- EUR benchmark issuance with a focus **on intermediate maturities**

Caffil

EUR 5.5 to 6.5 billion planned issuance for 2025

Benchmark issuance

- **Regular benchmark issuance in EUR** under covered bond format
- Complete reference curve with issuance focus on **medium to long duration**
- Possible taps with a **minimum size of EUR 150 m**
- Maximum outstanding volume per bond of **EUR 2 billion** (taps included)

Private placement issuance

- EMTN and RCB format
- Possibility of **lightly structured pay-offs** in EUR including single callable and CMS-linked
- Minimum size: **EUR 10 m**
- Issuance of **Social bond private placements** under plain vanilla format

ESG issuance

Issuance under **ESG format to increase to 1/3** of annual issuance from 2024 to 2030



Covered bonds and SSA issuance

Issuer profiles in the SSA market and in the covered bond market

Issuer	Caffil
Legal Format	Obligations Foncières
Credit Ratings	Aaa (Moody's) /AAA (DBRS)
ESG Ratings	Prime C+ (ISS ESG)
Risk weighting	10% (standardized approach)
LCR classification	Level 1*
Maturity structure	Hard bullet only
Overcollateral	119%** (as of December 31 st 2024)***
European Covered Bond Premium Label	✓ for issuance after July 8 th 2022 (including taps of existing bonds issued before July 8 th 2022)****
ECBC Covered Bond Label	✓
CBPP3 eligible	✓

Issuer	Sfil
LT Credit ratings	Aa3 (Moody's) /AA- (S&P) /AA (high) (DBRS)
ST Credit ratings	P-1 (Moody's), A-1+ (S&P), R-1 (High) (DBRS)
ESG Rating	Negligible Risk – 8.3 (Sustainalytics) AA (MSCI)
Format	EMTN
Risk weighting	20% (standardized approach) under Article 120 CRR
Currencies	EUR / USD
Documentation	Reg. S
LCR classification	Level 1*
ECB REPO classification	Haircut category II (IG 8 – Agency – Credit Institution)
PSPP eligible	✓

* under European Union LCR Delegated Act

** information currently under review by the specific controller

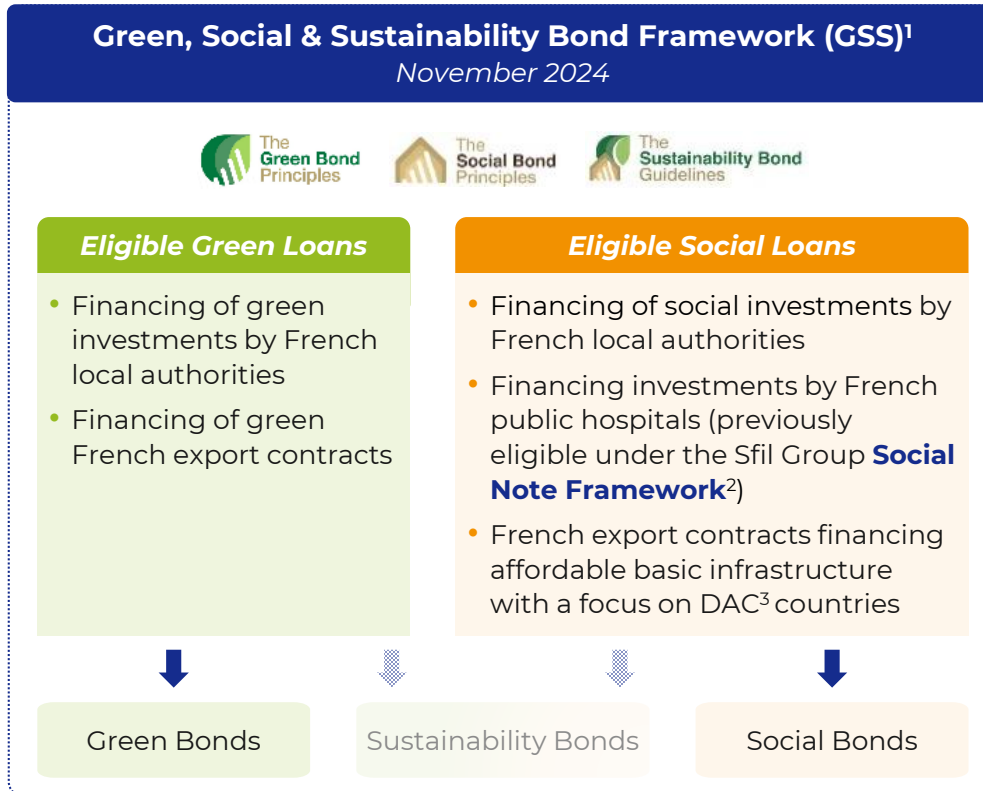
*** the minimum level of overcollateralization required are 111.5% for Moody's, 105% for DBRS as of 31.12.2024

**** for EMTN and Registered Covered Bond issuance



ESG issuance program

Green, Social & Sustainability Bond Framework - Overview



Sfil and Caffil have been regular issuers of Green and Social Bonds since 2019 under the Social Note Framework (2018), the Green Bond Framework (2019) and the Green, Social & Sustainability Bond Framework (2022).

In 2024, Sfil Group has updated its **Green, Social & Sustainability Bond Framework** to incorporate evolutions in best market practices, and to consolidate all ESG issuance into a single framework.

Categories of assets previously eligible under the **Social Note Framework** can now only be financed and/or refinanced under the Green, Social & Sustainability Bond Framework.

The previous Green Bond Framework and Social Note Framework will not be used for new issuance.

¹The 2024 GSS Bond Framework does not apply retroactively.




















²The previous Social Note Framework will continue to apply until the maturity of the existing social bonds issued under this Framework.

³Development Assistance Committee: [DAC country of ODA recipients](#)



ESG issuance program

Green, Social & Sustainability Bond Framework - Eligible Green Loan Categories

Eligible Green Loan Categories		Geographical applicability	EU Taxonomy
Territorial mobility and soft urban transport <i>Design, construction, modernization, operation, acquisition, and maintenance of low-carbon vehicles, rolling stock and low-carbon transport infrastructure</i>	  	France or abroad	Satisfying the substantial contribution criteria (SCC*) to climate change mitigation
Renewable energy <i>Electricity generation from solar energy, wind power, hydropower; Electricity generation, co-generation of heat/cool and power, and production of heat/cool from geothermal energy, bioenergy; Electric heat pump; Energy transmission and distribution units; Energy storage units; Manufacture of low-carbon energy</i>	   	France or abroad	Satisfying the SCC to climate change mitigation or internal criteria for solid biomass fuels powered electricity and/or heat generation facilities
Low-carbon energy** <i>Construction, modification of existing nuclear installations for the purposes of extension, and safe operation of nuclear power plants ; Research, development, demonstration, and deployment of innovative reactors</i>	 	France or abroad	Fully aligned for projects located inside the EU
Energy efficiency of construction and urban development <i>Construction, refurbishment and acquisition of green buildings; Renovation of existing buildings; Energy performance improvement measures</i>	   	France or abroad	Satisfying the SCC to climate change mitigation or internal criteria
Sustainable Water and Sanitation <i>Projects supporting water quality, efficiency and conservation; Restoration and rehabilitation of ecosystems; Management of aquatic environments and flood prevention</i>	   	France only	Internal criteria
Waste Management & Valuation <i>Waste management activities supporting pollution control and resources efficiency; Energy from Waste (EfW) facilities for the generation of electricity and/or heat</i>	 	France only	Internal criteria




* SCC : substantial contribution criteria

**Market participants will be informed at the latest at the time of execution of the transaction in case proceeds will be used to finance nuclear projects.



ESG issuance program

Green, Social & Sustainability Bond Framework - Eligible Social Loan Categories

Eligible Social Loan Categories	Geographical applicability
<p>Access to essential services</p> <ul style="list-style-type: none"> • Development, provision and access to education & culture to all populations • Development, provision and access to healthcare to all populations (from pre-existing Social Note Framework) 	France or abroad
<p>Renewal and cohesion of territories</p> <ul style="list-style-type: none"> • Fight against inadequate housing and support of access to housing • Support connectivity and digital inclusion • Improve living conditions of inhabitants of cities and rural areas 	France only
<p>Affordable basic infrastructure</p> <ul style="list-style-type: none"> • Development, provision and access to clean water & sanitation to all populations • Development, provision and access to electricity to all populations • Development, provision and access to public transportation networks accessible to all populations; • Development, provision, and access to road transportation networks to all populations 	Specific DAC country list*

*DAC country list of ODA recipients classified as 'least developed country' or 'low income country' or 'lower middle income country' (see [here](#))



ESG issuance program

Green, Social & Sustainability Bond Framework - Asset selection, Management of Proceeds, Reporting & Second Party Opinion

Process for asset selection and evaluation

1) Eligible green & social loans assessed against Sfil governance guidelines, principles and management systems (exclusion policy, corruption risks, etc.)

2) Dedicated processes for selection & evaluation applicable to eligible loans depending on the type of activity:



French local authorities: origination of green & social loans by La Banque Postale and Banque des Territoires (specific loan documentation) and classification as eligible verified by Sfil



French public hospitals: extra financial analysis of public hospitals to assess Healthcare Added Value (HAV) is part of the credit decision process (HAV calculation is based on internal methodology)



Large French export contracts: enforced diligence process to ensure that relevant environmental and social (E&S) safeguards are met including analysis of loans eligibility and review of exporter's E&S commitments by Sfil

3) Green, Social & Sustainability Bond Committee (meetings at least twice a year): review and validation of selection of eligible green & social loans, management of framework updates, review & validation of annual reporting

Management of Proceeds

- Bonds Proceeds allocation managed on a **transaction-by-transaction approach**
- Look-back period max. **3 years before issuance**

Reporting

- The year following the issuance of the bond** and then on an annual basis until full allocation
- Verification** of allocated amounts by independent third-party

Second Party Opinion



Sustainable
Fitch

Excellent





















"Sustainable Fitch considers transactions under Sfil's green, social and sustainability bond framework, published in November 2024, to be aligned with the ICMA's 2021 GBP, 2023 SBP and 2021 Sustainability Bond Guidelines."



Awards

Highly regarded issuer

 <p>Best Social Bond</p> <p>IFR Awards 2019</p>	 <p>Best green, social or sustainability deal</p> <p>CBR Awards 2020</p>	 <p>Best Euro Issuer</p> <p>GC Covered Bond Award 2020</p>	 <p>Best Social Bond – Asset Based & Covered Bonds</p> <p>Environmental Finance 2021</p>	 <p>Best Covered Bond Issuer</p> <p>CMD Portal Awards 2021</p>	 <p>Best Covered Bond</p> <p>IFR Awards 2021</p>
 <p>Best Euro Issuer</p> <p>CBR Awards 2021</p>	 <p>Best Social Bond – Asset Based & Covered Bonds</p> <p>Environmental Finance 2022</p>	 <p>Best Covered Bond Issuer</p> <p>CMD Portal Awards 2022</p>	 <p>Editor's Award</p> <p>CBR Awards 2023</p>	 <p>Best ESG Covered Bond Issuer</p> <p>CMD Portal Awards 2023</p>	 <p>Best Green Bond – Asset Based & Covered Bonds</p> <p>Environmental Finance 2023</p>
 <p>Covered Bond: Best ESG Issuer Best Issuer</p> <p>CMD Portal Awards 2024</p>	 <p>European Deal of the Year</p> <p>CBR Awards 2024</p>	 <p>Best Covered Bond</p> <p>IFR Awards 2024</p>	 <p>Covered Bond: Best Issuer Best IR Team</p> <p>CMD Portal Awards 2025</p>	 <p>Best Green Bond – Agency</p> <p>Environmental Finance 2025</p>	 <p>Best Social Bond – Asset Based & Covered Bonds</p> <p>Environmental Finance 2025</p>



Key take aways

Sfil is a **public development bank** with a **leadership position** in its two public policy missions :

- First lender to French **local public sector with a market share of around 20% - 30%**
- First re financier of **export loans** guaranteed by the State with a market share **above 40%**

Refinancing of **operations guaranteed by European export credit agencies and multilateral lenders** from 2025 to **broaden the scope of the export financing activity**

CDC is the **reference shareholder** and provides a letter of support, supplemented **by a letter of support from the French Government**.

Sfil commits to conduct its two public policy missions in a responsible manner following a formalized **sustainability strategy** in line with the **United Nations Sustainable Development Goals (SDGs)**.

Bonds issued by Sfil and Caffil are classified as HQLA Level 1.

Sfil group has been issuing **green and social bonds since 2019** to support its clients in their investments related to the ecological transition and social cohesion. Through its **Green, Social and Sustainability Bond Framework**, it provides an opportunity for international investors to finance Green and Social investments by French local authorities and French export loans with strong environmental and social benefits.

In line with its growing share of ESG bonds, Sfil aims to **achieve 1/3 of issuance in ESG format from 2024 to 2030**.



Agenda

1. Local Government and export financing agency

Public ownership and public policy missions

Strong balance sheet

Commitment to sustainability

2. Funding strategy

Covered bonds and SSA issuance

ESG issuance program

3. Annex



Annex – Public ownership and public policy missions

Public development banks stand under LCR Regulation and CRR

Liquidity Coverage Delegated Act : Article 10 – Level 1 assets (version dated July 8, 2022)

'(e.) assets issued by credit institutions which meet at least one of the following two requirements:

*(i) the issuer is a credit institution incorporated or established by the central government of a Member State or the regional government or local authority in a Member State, the government or local authority **is under the legal obligation to protect the economic basis of the credit institution and maintain its financial viability throughout its life-time** (...)*

Capital Requirements Regulation (CRR) : Article 429a - Exposures excluded from the total exposure measure

'2. (...) 'public development credit institution' means a credit institution that meets all the following conditions:

- (a) it has been established by a Member State's central government, regional government or local authority;*
- (b) its **activity is limited to advancing specified objectives of financial, social or economic public policy** in accordance with the laws and provisions governing that institution, including articles of association, on a non-competitive basis;*
- (c) its **goal is not to maximise profit or market share**;*
- (d) subject to Union State aid rules, the **central government, regional government or local authority has an obligation to protect the credit institution's viability** or directly or indirectly guarantees at least 90 % of the credit institution's own funds requirements, funding requirements or promotional loans granted;*
- (e) it does not take covered deposits as defined in point (5) of Article 2(1) of Directive 2014/49/EU or in national law implementing that Directive that may be classified as fixed term or savings deposits from consumers (...)'*



Annex – Public ownership and public policy missions

Letters of support for Sfil and financial support by Sfil for Caffil

“Sfil's shareholding structure is still fully public. Its shareholders will ensure that Sfil's financial solidity is preserved and its economic base protected and will continue to provide it with the necessary support, in accordance with the applicable regulations. CDC confirmed its commitment in a letter of support, completed by a letter of support from the State, in the context of Sfil's continuing status as a State-owned development bank.”

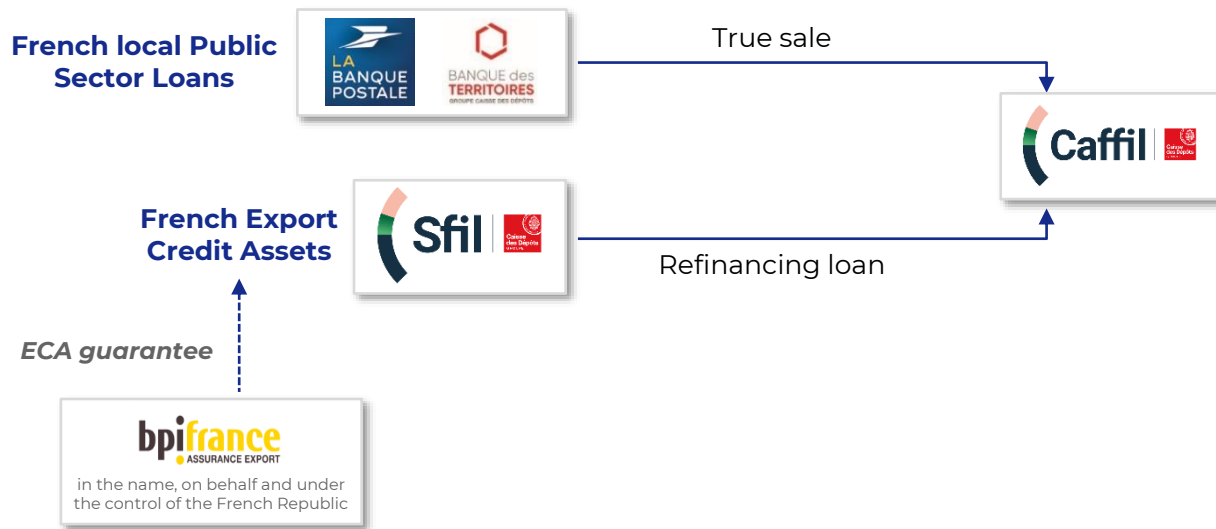
Base Prospectus 12.06.2023 – Sfil EMTN Programme – 3. Financial risks

“Since January 31, 2013, Sfil has been the reference shareholder of Caisse Française de Financement Local, a société de crédit foncier subject to the provisions of articles L.513-2 et seq. of the French Monetary and Financial Code, and holds 99.99% of its capital. Sfil will continue to play the role of reference shareholder of Caisse Française de Financement Local and will hold more than 99.99% of the capital over the long term. Sfil, its reference shareholder Caisse des Dépôts et Consignations and the French State will ensure, subject to the European Union rules on State aid, to protect the economic base of Caisse Française de Financement Local and to preserve its financial viability throughout its existence in accordance with the obligations imposed by the banking regulations in force.”

Caffil annual financial report 2023 – 1.3.4 Servicing and financing by Sfil

Annex – Public ownership and public policy missions

Cover pool assets



- **One single cover pool** for French local public sector loans and refinancing export loans with French ECA guarantee
- Transfer of local public sector loans from La Banque Postale and Banque des Territoires **via true sale to Caffil**.
- Refinancing of export loans via a **refinancing* loan from Caffil to Sfil**

* For transactions prior to September 2024, the French Republic has provided an irrevocable and unconditional 100% guarantee (enhanced guarantee mechanism law n°2012-1510) at the benefit of the refinancing loan.

Annex – Public ownership and public policy missions

Low levels of debt and a high degree of financial flexibility

Strict framework

A **golden rule** ensures sound financial management:

- Operating revenues must **exceed operating expenditures**
- French local authorities are only allowed to **raise debt to finance new investments**.

Budget of French local authorities are reviewed by the **Regional Audit Chambers**.

Under French law, **French local authorities cannot go bankrupt**.

In case of financial difficulty or breach of budget rules, the **Prefect**, as representative of the State, can impose a decrease in **current expenditures** and/or **an increase in discretionary taxes**.

Sound financial position

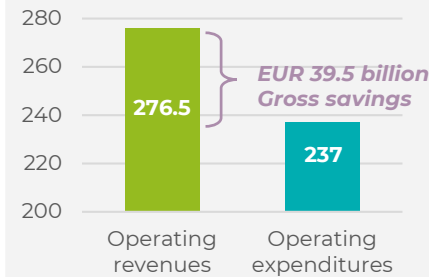
Gross savings have been relatively stable over recent years and cover roughly 60% of yearly investments.

Low levels of debt and new borrowing

The consolidated budget deficit of French Authorities **represented 0.2% of GDP in 2023** (roughly 1/20th of the **overall General Government** deficit).

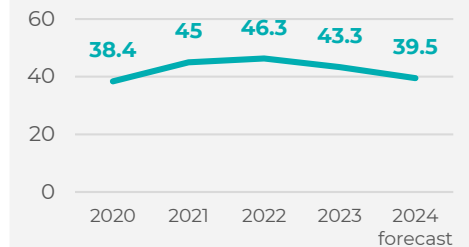
French local authorities debt is relatively **low**, the debt to GDP ratio has decreased over recent years to below 9% of GDP.

2024 estimated operating revenues and expenditures (EUR billion)



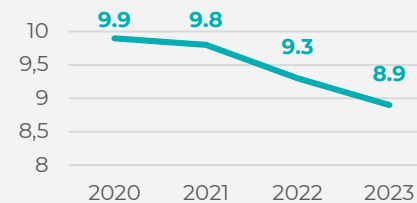
Source: Note de conjoncture 2024, La Banque Postale

French local authorities gross savings (EUR billion)



Source: Note de conjoncture 2024, La Banque Postale

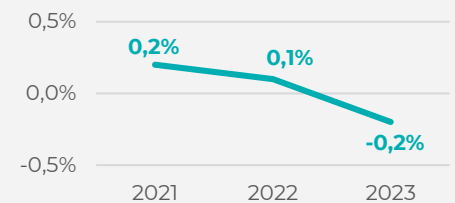
Declining levels French Local Government Debt as % of GDP*



*excluding various local gov. bodies (ODAL - organismes divers d'administration locale)

Source: Cours des comptes / INSEE, 2023 figures

French local government consolidated surplus / deficit as % of GDP*



*excluding various local gov. bodies (ODAL - organismes divers d'administration locale)

Source: Cours des comptes / INSEE, 2023 figures

Annex – Strong balance sheet

LCR level 1 classification



‘Par principe, les titres émis par les catégories d’acteurs du secteur financier listées à l’article 7(4) du Règlement LCR ne sont pas éligibles en tant qu’actifs liquides, sauf dans les cas suivants : ...

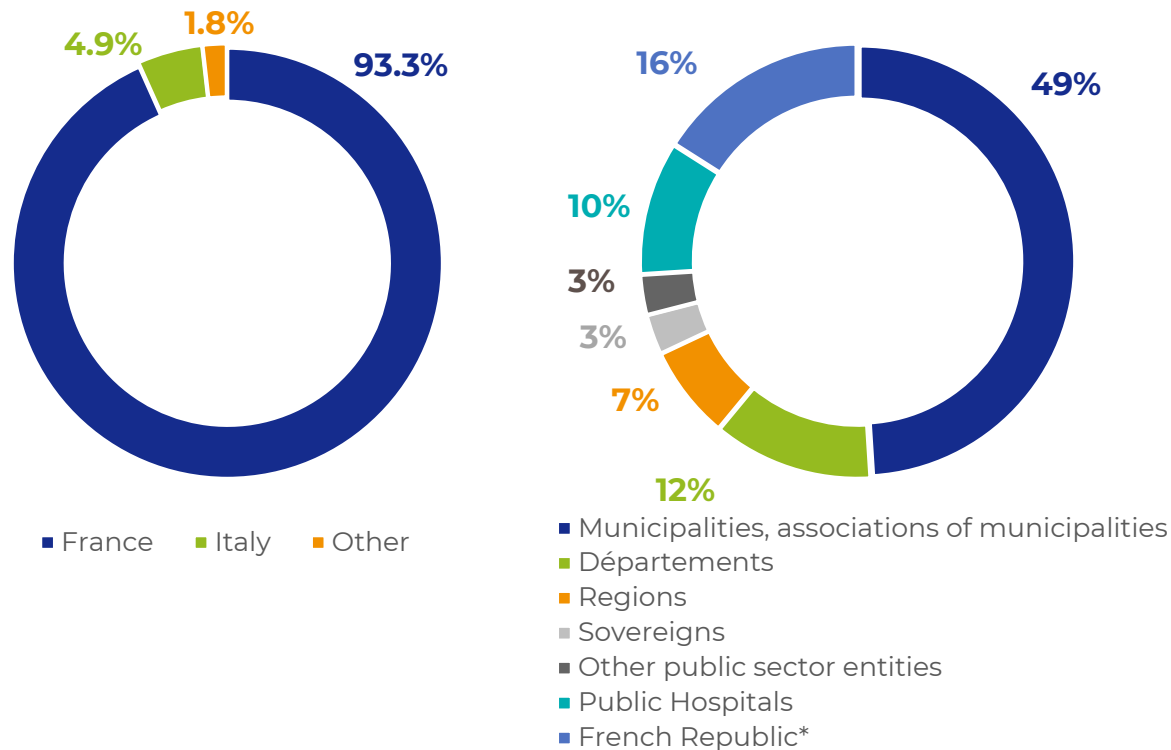
- *L’établissement de crédit appartient **à l’une des deux catégories de l’article 10.1.e)** du Règlement LCR qui vise certains établissements publics et banques de développement. À ce titre, les titres émis par les entités suivantes sont réputés **respecter les dispositions de l’article 10.1.e** du Règlement LCR : BPI-France Financement et la **Société de Financement Local (SFIL).***

ACPR : NOTICE 2024 - Modalités de calcul et de publication des ratios prudentiels dans le cadre de la CRDIV et exigence de MREL (version dated June 28, 2024)

Annex - Strong balance sheet

Overview of the balance sheet composition

Caffil public sector portfolio as of December 31st 2024



The Origination of **new loans is limited to French assets**: Local government and public hospital loans and export loans benefitting from a French State guarantee.

The International legacy portfolio is managed in runoff, the cover pool is to be entirely composed of French assets in the long run.

The share of exposures linked to the **export activity will increase gradually**.

* export refinancing benefitting from a 100% guarantee by the French Republic

Annex – Commitment to sustainability

Ten commitments to formulate our contribution to the Sustainable Development Goals (SDGs)

Sfil joined the **United Nations Global Compact** in 2018. To go a further with the implementation of the SDGs, Sfil has formulated **ten commitments** in line with its *raison d'être* and with the strategic priorities / commitments of CDC Group.

ECOLOGICAL TRANSFORMATION

1. Gradually align our financing portfolios with the objectives of the Paris Agreement
2. Accelerate the ecological transition through our financing and customer engagement activities
3. Make progress in measuring and taking into account the impact of our financing on biodiversity



ECONOMIC DEVELOPMENT AND SOVEREIGNTY

4. Contribute to regional reindustrialisation, increased strategic autonomy and the development of essential infrastructures by supporting major French exporters.



SOCIAL AND REGIONAL COHESION

5. Support regional development by guaranteeing stable financing for local authorities.
6. Promote social and regional cohesion through our financing and sponsorship activities.
7. Advance health care by supporting the investments of public health institutions.



LEADING BY EXAMPLE

8. Step up ESG integration
9. Be a responsible employer that protects and engages with its employees while valuing their diversity
10. Manage the environmental and societal impact of our internal operations























Annex – Commitment to sustainability

2023 non-financial Key Performance Indicators (KPIs)

In line with the **ten commitments**, Sfil has defined **48 non-financial key performance indicators** to assess and monitor the implementation of the commitment over time. These KPIs are available in the 2023 Sustainability Report - Here are a few examples:

#	Sfil's commitments	SDGs	KPIs
1	Gradually align our financing portfolios with the objectives of the Paris Agreement		a. Carbon footprint of portfolios: 7.3 MtCO₂eq at end-2021 (latest data available) > Targets: decarbonization pathways to 2030
2	Accelerate the ecological and energy transition through our financing and customer engagement activities	   	c. Amount of “Sustainable water and sanitation management” green loans: EUR 215m f. Amount of “Renewable Energy” and “Energy Efficiency” green loans: EUR 162m h. Amount of “Soft mobility and clean transport” green loans: EUR 188m j. Amount of “Waste management and recovery” green loans: EUR 130m
3	Make progress in measuring and taking into account the impact of our financing on biodiversity	 	a. Biodiversity footprint of portfolios: measure not available in 2023 > Target: First measure by the end of 2024
4	Contribute to regional reindustrialisation, increased strategic autonomy and the development of essential infrastructures by supporting major French exporters	 	c. Contribution of export credit contracts to the development of infrastructure providing access to essential services or low-carbon energy: EUR 340m [vs EUR 120m in 2022]
6	Promote social and regional cohesion through our financing and sponsorship activities	    	a. Amount of social loans: EUR 602m [vs EUR 140m in 2022] > Target: EUR 12 billion in 2024-2030
7	Advance health care by supporting the investments of public health institutions		a. Amount of loans to public health institutions: EUR 322m [vs EUR 622m in 2022] > Target: EUR 400m in 2024
9	Be a responsible employer that protects and engages with its employees while valuing their diversity		j. Percentage of women in managerial positions: 36% [vs 36% in 2022] > Target: 40% in 2025
10	Manage the environmental and societal impact of our internal operations	 	a. Carbon footprint of internal operations: 5 710 tCO₂eq [vs 6 460 tCO ₂ eq in 2022] > Target: ≤ 6,000 tCO ₂ eq in 2024-2025



Annex – Commitment to sustainability

Sfil's carbon footprint

For the fourth consecutive year, Sfil has assessed its **operational carbon footprint** for 2024, which takes into account direct and indirect greenhouse gas (GHG) emissions linked to its operational scope (excluding lending and investments). This annual measurement, subject to a methodological validation by an expert firm, is based on the **Bilan Carbone®** method developed by the French Agency for Ecological Transition (ADEME) and supported by the Association pour la Transition Bas-Carbone (ABC).

DIRECT EMISSIONS	SCOPE 1	Fugitive emissions linked to the undertaking's activity	} Sfil's operational carbon footprint for the year 2024 amounts to 5 502 tonnes of CO2 equivalent¹ .
	SCOPE 2	Emissions related to energy consumption	
INDIRECT EMISSIONS	SCOPE 3	Category 3 : Emissions associated with transport	
		Category 4 : Emissions associated with products purchased	
		Category 5 : Emissions associated with products sold	
		Category 6 : Other emissions	

¹A tonne of CO₂ equivalent is a unit of measure introduced by the IPCC in 1990 to be able to add together the emissions of different greenhouse gases in proportion to their contribution to climate change.

Annex – Commitment to sustainability

Sfil's carbon footprint and 2030 greenhouse gas emission reduction targets

DECARBONIZATION PATHWAYS TO 2030

Sfil is committed to gradually aligning its financing portfolios with **trajectories compatible with the Paris Agreement**:



Local public sector financing

- ▶ **Reduce by 42% the monetary intensity of the loan portfolio** on scopes 1, 2 and 3 (upstream and downstream), with reference to SNBC (French National Low-Carbon Strategy, in line with the Paris Agreement) - from 125 gCO₂e/euro financed to **76 gCO₂e/euro**



Export financing

- ▶ **Fossil energy**: no financing of any new project related to **coal, oil and gas**
- ▶ **Power Generation**: financing **limited to low-carbon energy projects** or gas-fired power plants that **improve the carbon intensity of the energy mix** in destination countries

Levers to support the transition between 2024 – 2030



- ▶ **EUR 17.5 billion in lending dedicated to the ecological transition** via Green loans to **local authorities** and the **refinancing of export loans** with a positive environmental or climate impact
- ▶ **EUR 12 billion in social loans** to finance public hospitals and social investments by French local authorities



Annex – Covered bond and SSA issuance

Caffil – 2014 - 2021 Benchmark issuance

Issue date		Transaction	Volume	Spread vs MS	Spread vs OAT	Thematic
September 2021	0.500% CAFFIL 01/10/2046		EUR 500 m	+ 12 bps	- 11 bps	
September 2021	0.010% CAFFIL 01/10/2029		EUR 750 m	- 1 bps	+ 12 bps	
June 2021	0.125% CAFFIL 30/06/2031		EUR 1 bn	+ 4 bps	+ 4 bps	
April 2021	0.100% CAFFIL 27/04/2029		EUR 750 m	- 2 bps	+ 7.1 bps	Social
February 2021	0.125% CAFFIL 15/02/2036		EUR 750 m	+2 bps	+6.3 bps	
January 2021	0.010% CAFFIL 18/03/2031		EUR 1.5 bn	+ 3 bps	+ 10.1 bps	
October 2020	0.010% CAFFIL 19/10/2035		EUR 750 m	+ 7 bps	+ 7 bps	
September 2020	0.010% CAFFIL 22/02/2028		EUR 1.5 bn	+ 4 bps	+ 11 bps	
June 2020	0.010% CAFFIL 24/06/2030		EUR 1 bn	+ 7 bps	+ 2 bps	
April 2020	0.010% CAFFIL 07/05/2025		EUR 1 bn	+ 22 bps	+ 31 bps	Social
February 2020	0.375% CAFFIL 13/02/2040		EUR 750 m	+ 5 bps	+ 5.1 bps	
November 2019	0.100% CAFFIL 13/11/2029		EUR 750 m	+ 2 bps	+ 13.2 bps	Green
February 2019	0.500% CAFFIL 19/02/2027		EUR 1 bn	+ 11 bps	+ 25 bps	Social
January 2019	0.500% CAFFIL 16/01/2034		EUR 500 m	+ 31 bps	+34 bps	
January 2019	0.500% CAFFIL 16/01/2025		EUR 750 m	+ 16 bps	+ 36 bps	
June 2018	1.500% CAFFIL 26/06/2038		EUR 500 m	+14 bps	+26 bps	
April 2018	1.000% CAFFIL 25/04/2028		EUR 1.5 bn	+4 bps	+26.5 bps	
January 2018	1.125% CAFFIL 19/01/2033		500 m	Flat	+10 bps	
January 2018	0.500% CAFFIL 19/01/2026		1 bn	-10 bps	+17 bps	
September 2017	0.750% CAFFIL 27/09/2027		EUR 750 m	-2 bps	+13 bps	
May 2017	1.250% CAFFIL 11/05/2032		EUR 750 m	+20 bps	+14 bps	
May 2017	0.375% CAFFIL 11/05/2024		EUR 1 bn	-5 bps	+15 bps	
January 2017	0.750% CAFFIL 11/01/2027		EUR 1.5 bn	+8 bps	+1.5 bps	
November 2016	1.125% CAFFIL 01/12/2031		EUR 500 m	+17 bps	+1 bps	
June 2016	0.375% CAFFIL 23/06/2025		EUR 1 bn	+4 bps	+14 bps	
April 2016	0.625% CAFFIL 13/04/2026		EUR 1.25 bn	+14 bps	+26 bps	
January 2016	0.500% CAFFIL 13/04/2022		EUR 1 bn	+7 bps	+25 bps	
January 2016	1.500% CAFFIL 13/01/2031		EUR 500 m	+25 bps	+8 bps	
October 2015	0.625% CAFFIL 26/01/2023		EUR 1 bn	+5 bps	+20.5 bps	
September 2015	1.125% CAFFIL 09/09/2025		EUR 1 bn	+3 bps	-5.5 bps	
April 2015	0.200% CAFFIL 27/04/2023		EUR 1 bn	-11 bps	+9 bps	
January 2015	1.250% CAFFIL 22/01/2035		EUR 500 m	+19 bps	+4 bps	
September 2014	0.375% CAFFIL 16/09/2019		EUR 1.25 bn	-1 bp	+21 bps	
April 2014	3.000% CAFFIL 02/10/2028		EUR 1 bn	+37 bps	+2 bps	
January 2014	2.375% CAFFIL 17/01/2024		EUR 1 bn	+36 bps	+6 bps	



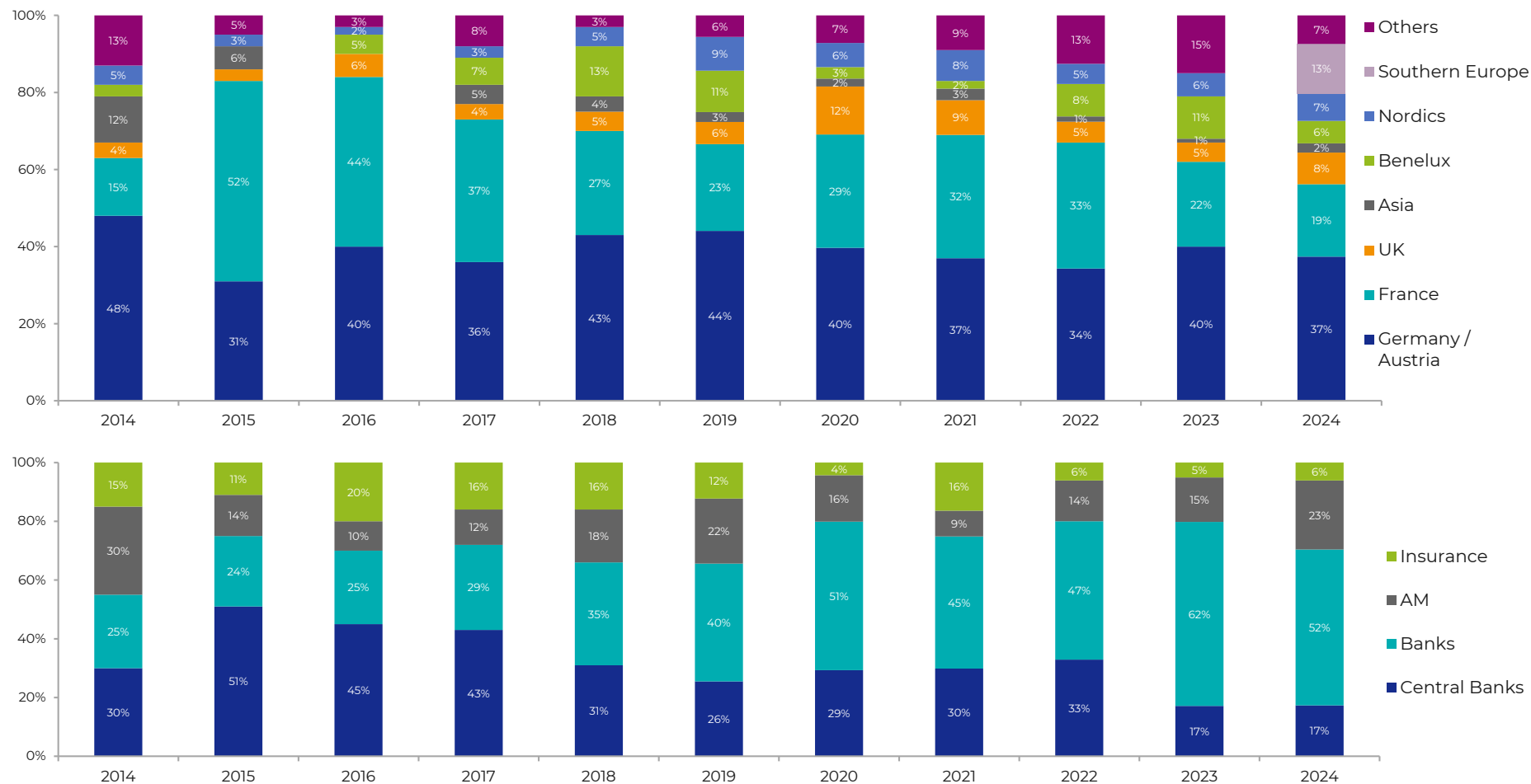
Annex – Covered bond and SSA issuance

Caffil – 2022 - 2025 Ytd Benchmark issuance

Issue date	Transaction	Volume	Spread vs MS	Spread vs OAT	Thematic
May 2025	3.375% CAFFIL 22/05/2037	EUR 500 m	+ 76 bps	- 10 bps	Social
April 2025	3.25% CAFFIL 17/04/2035	EUR 1 bn	+ 71 bps	- 9 bps	Green
January 2025	3.125% CAFFIL 20/07/2033	EUR 1.25 bn	+ 69 bps	- 8 bps	
November 2024	2.625% CAFFIL 29/11/2029	EUR 1 bn	+ 57 bps	+ 14 bps	
September 2024	2.75% CAFFIL 03/10/2031	EUR 1.25 bn	+ 50 bps	+ 18.5 bps	Social
May 2024	3.125% CAFFIL 17/05/2039	EUR 500 m	+ 45 bps	+ 2 bps	
March 2024	3% CAFFIL 19/03/2036	EUR 500 m	+ 45 bps	+ 16.5 bps	Social
January 2024	3.125% CAFFIL 24/11/2033	EUR 1 bn	+ 47 bps	+ 34 bps	
November 2023	3.5% CAFFIL 20/03/2029	EUR 500 m	+ 34 bps	+ 49 bps	Social
October 2023	3.625% CAFFIL 19/01/2029	EUR 750 m	+ 32 bps	+ 55 bps	Green
March 2023	3.5% CAFFIL 16/03/2032	EUR 750 m	+ 27 bps	+ 37 bps	
January 2023	2.875% CAFFIL 30/01/2030	EUR 1 bn	+ 24 bps	+ 54.5 bps	
November 2022	3.125% CAFFIL 16/11/2027	EUR 750 m	+ 12 bps	+ 62.3 bps	Green
October 2022	3.25% CAFFIL 19/02/2029	EUR 1 bn	+ 11 bps	+ 83 bps	
May 2022	1.875% CAFFIL 25/05/2034	EUR 500 m	+ 12 bps	+ 28 bps	Social
April 2022	1.125% CAFFIL 12/06/2028	EUR 1 bn	+ 5 bps	+ 39 bps	
January 2022	0.625% CAFFIL 20/01/2042	EUR 500 m	+ 6 bps	- 7 bps	
January 2022	0.25% CAFFIL 20/01/2032	EUR 750 m	- 1 bps	+ 9 bps	

Annex – Covered bond and SSA issuance

Caffil – Breakdown of 2014 – 2024 Benchmark issue





Annex – Covered bond and SSA issuance

Sfil – 2016 – 2025 Ytd – USD and EUR Benchmark issuance

EUR benchmark issuance

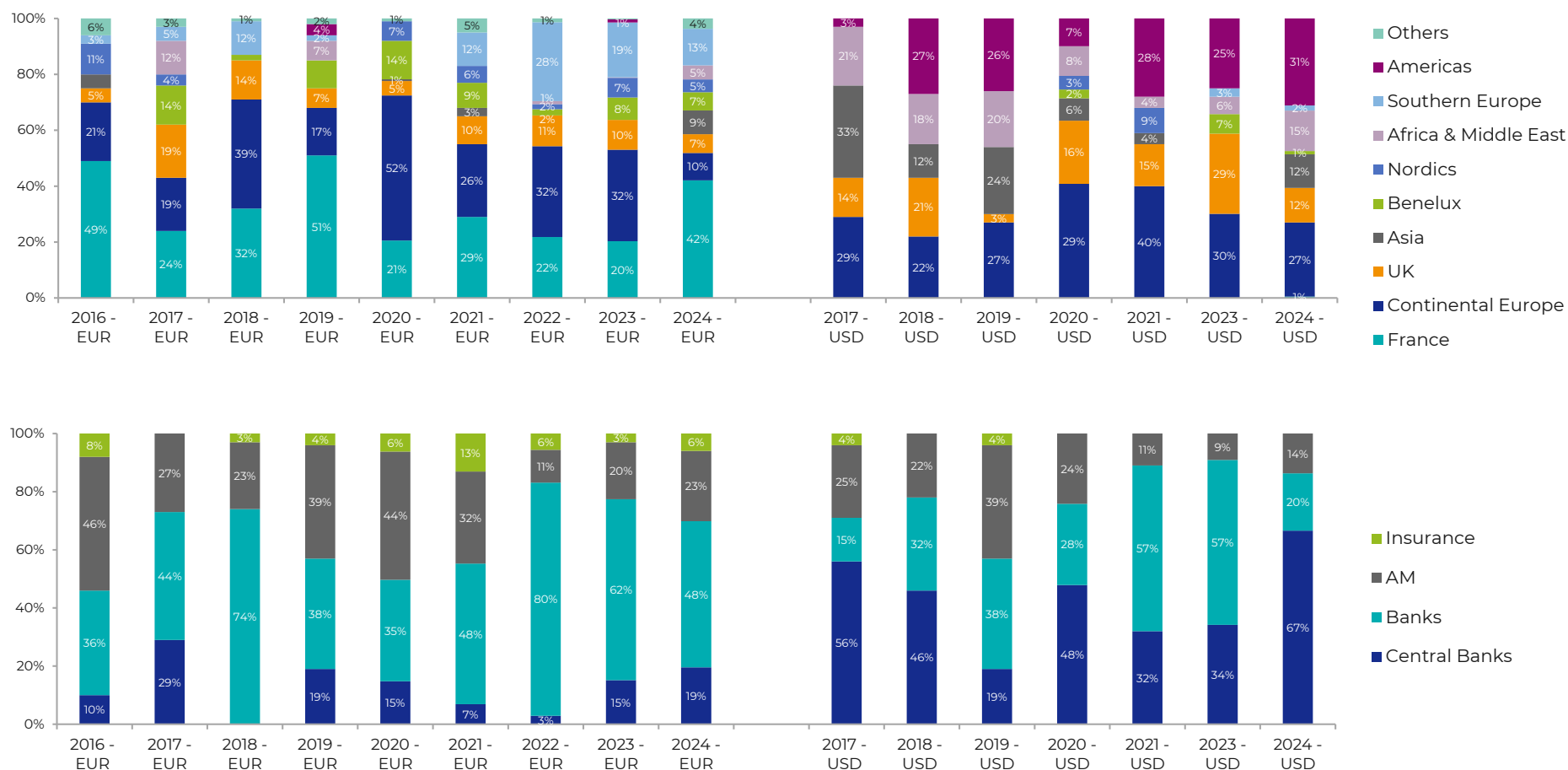
Issue date	Transaction	Volume	Spread vs MS	Spread vs OAT	Thematic
January 2025	3% SFIL 24/09/2030	EUR 1.5 bn	+ 66 bps	+ 18 bps	
July 2024	3.125% SFIL 17/09/2029	EUR 1.25 bn	+ 39 bps	+ 29 bps	Green
January 2024	2.875% SFIL 22/01/2031	EUR 1.25 bn	+ 35 bps	+ 43 bps	
April 2023	3.25% SFIL 25/10/2030	EUR 750 m	+ 17 bps	+ 42 bps	
January 2023	2.875% SFIL 18/01/2028	EUR 1.5 bn	+ 12.5 bps	+ 45 bps	
September 2022	3.25% SFIL 05/10/2032	EUR 500 m	+ 4 bps	+ 40 bps	
April 2022	1.5% SFIL 05/03/2032	EUR 1 bn	+ 0 bp	+ 26 bps	
November 2021	0.25% SFIL 01/12/2031	EUR 500 m	+ 11 bps	+ 19 bps	Green
May 2021	0.050% SFIL 04/06/2029	EUR 1 bn	+ 12 bps	+ 18 bps	
November 2020	0.000% SFIL 13/11/2028	EUR 500 m	+ 9 bps	+ 23 bps	Green
Mai 2019	0.000% SFIL 24/05/2024	EUR 1 bn	+ 3,8 bps	+ 29 bps	
January 2018	0.750% SFIL 06/02/2026	EUR 1 bn	-5 bps	+ 20 bps	
November 2017	0.100% SFIL 18/10/2022	EUR 1 bn	- 13.4 bps	+ 21 bps	
November 2016	0.125% SFIL 18/10/2024	EUR 1 bn	Flat	+ 21 bps	

USD benchmark issuance

Issue date	Transaction	Volume	Spread vs MS	Spread vs UST
April 2024	5% SFIL 26/04/2027	USD 1 bn	+ 40 bps	+ 25 bps
September 2023	4.875% SFIL 03/10/2028	USD 500 m	+ 54 bps	+ 32.8 bps
February 2021	0.625% SFIL 09/02/2026	USD 1 bn	+ 17 bps	+ 18 bps
May 2020	0.500% SFIL 27/05/2023	USD 1.25 bn	+ 31 bps	+ 38 bps
April 2019	2.625% SFIL 25/04/2022	USD 1.25 bn	+ 18 bps	+ 24.8 bps
June 2018	3.000% SFIL 21/06/2021	USD 1 bn	+ 19 bps	+ 42 bps
June 2017	2.000% SFIL 30/02/2020	USD 1 bn	+ 33 bps	+ 49.3 bps

Annex – Covered bond and SSA issuance

Sfil – Breakdown 2016 – 2024 Benchmark issuance



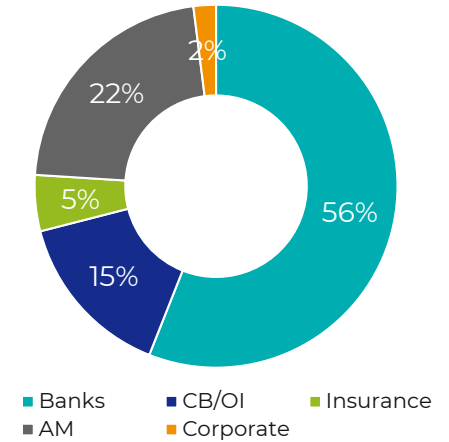
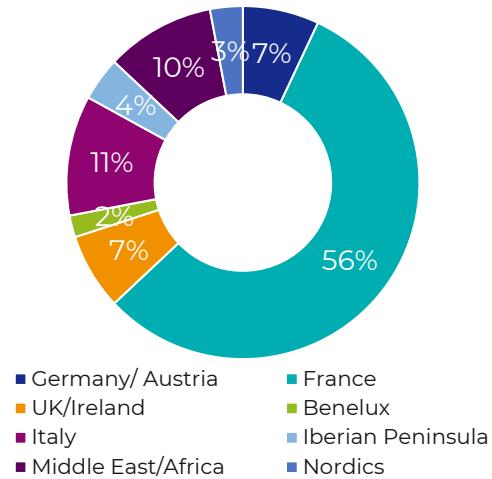
Annex – Covered bond and SSA issuance

2024 SSA issuance

EUR 1.25 billion SFIL 2024/2031

Coupon	2.875%
Trade date	11/01/2024
Maturity date	22/01/2031
Reoffer Spread	MS +35 BP OAT +43 BP

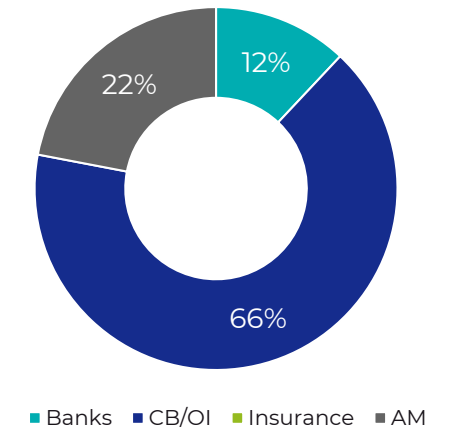
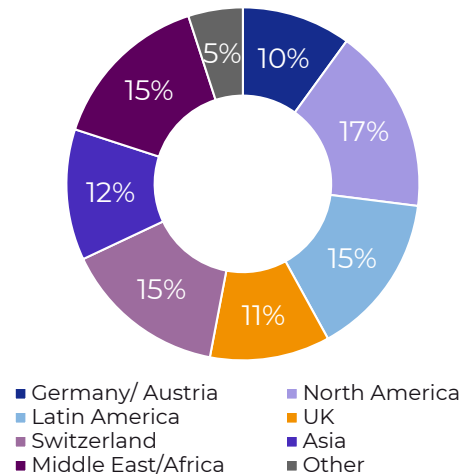
Orderbook **EUR 2.1 billion**
50 orders



USD 1 billion SFIL 2024/2027

Coupon	5%
Trade date	17/04/2024
Maturity date	26/04/2027
Reoffer Spread	SOFR +40 BP UST +25 BP

Orderbook **EUR 3.4 billion**
60 orders



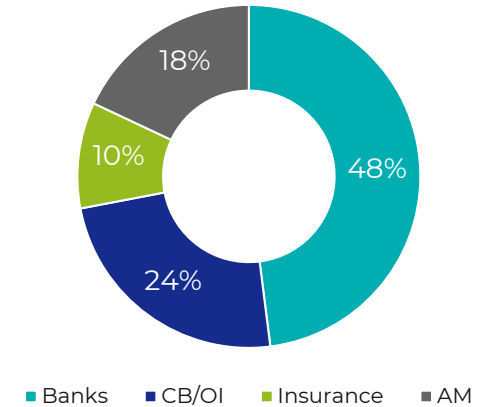
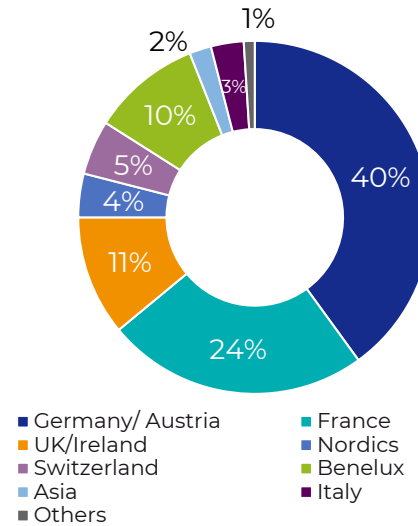
Annex – Covered bond and SSA issuance

2024 Covered bond issuance

EUR 1 billion CAFFIL 2024/2033

Coupon	3.125%
Trade date	17/01/2024
Maturity date	24/11/2033
Reoffer Spread	MS +47 BP OAT +34 BP

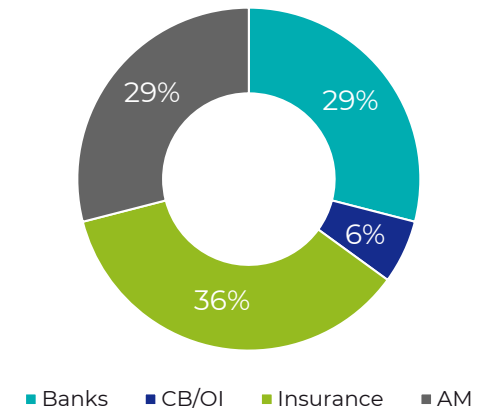
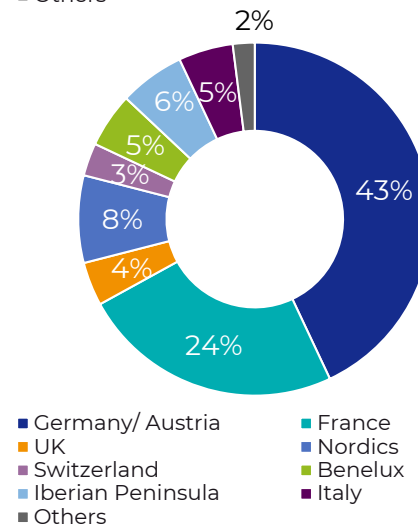
Orderbook **EUR 3.1 billion**
110 orders



EUR 500 m CAFFIL 2024/2039

Coupon	3.125%
Trade date	07/05/2024
Maturity date	17/05/2039
Reoffer Spread	MS +45 BP OAT +2 BP

Orderbook **EUR 7.4 billion**
160 orders



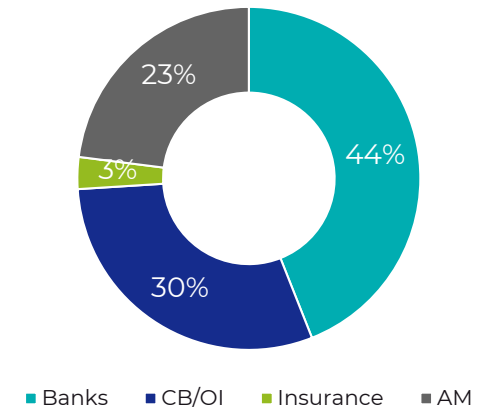
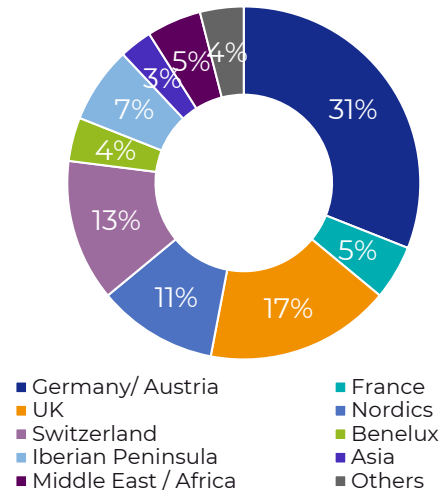
Annex – Covered bond and SSA issuance

2024 Covered bond issuance

EUR 1 billion CAFFIL 2024/2029

Coupon	2.625%
Trade date	25/11/2024
Maturity date	29/11/2029
Reoffer Spread	MS +57 BP OAT +14 BP

Orderbook **EUR 1.4 billion**
60 orders



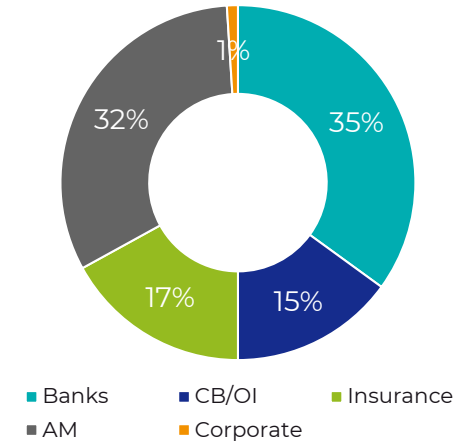
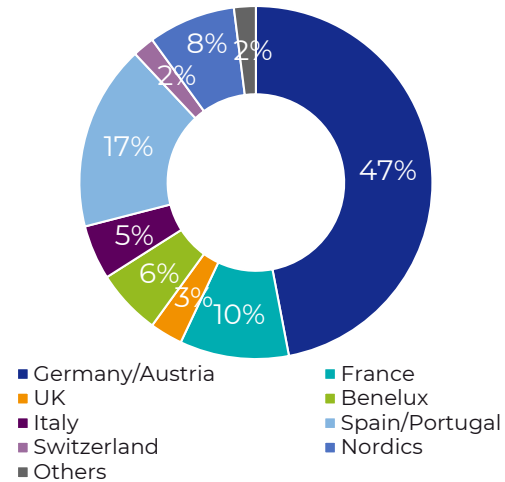
Annex – Covered bond and SSA issuance

2024 ESG issuance

EUR 500 m CAFFIL 2024/2036 – SOCIAL BOND

Coupon	3%
Trade date	11/03/2024
Maturity date	19/03/2036
Reoffer Spread	MS +45 BP OAT +16.5 BP

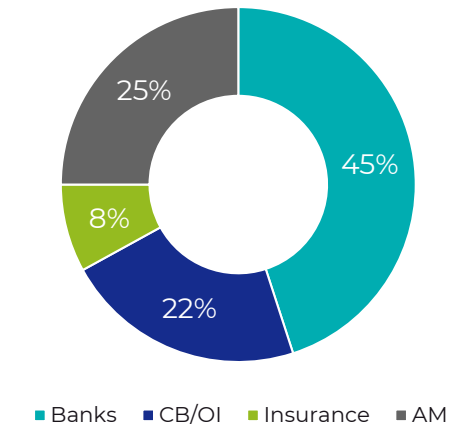
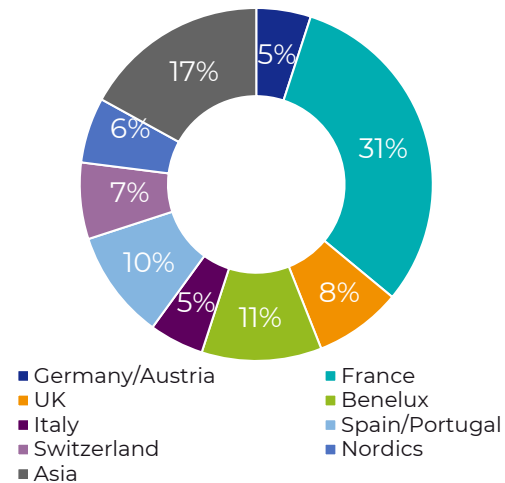
Orderbook **EUR 2.9 billion**
89 orders



EUR 1.25 billion SFIL 2024/2029 – GREEN BOND

Coupon	3.125%
Trade date	10/07/2024
Maturity date	19/09/2029
Reoffer Spread	MS +39 BP OAT +29 BP

Orderbook **EUR 4.3 billion**
110 orders



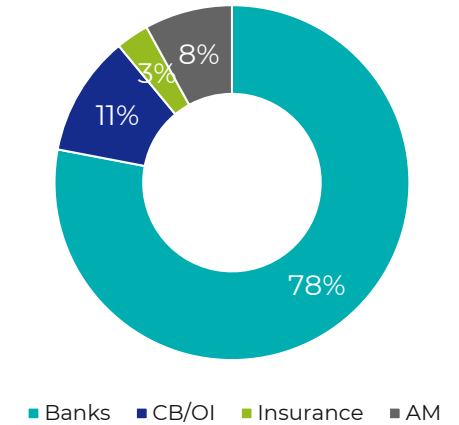
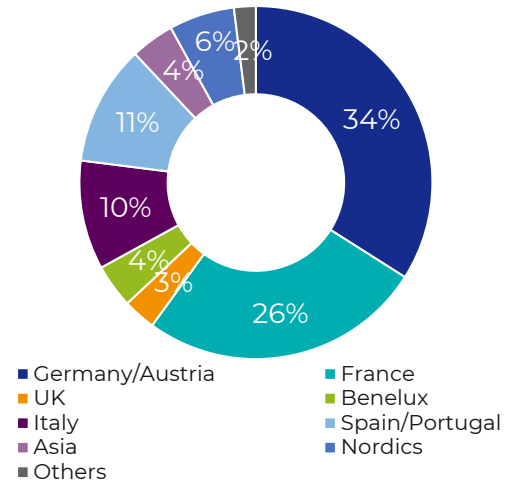
Annex – Covered bond and SSA issuance

2024 ESG issuance

EUR 1.25 billion CAFFIL 2024/2031 – SOCIAL BOND

Coupon	2.75%
Trade date	25/09/2024
Maturity date	03/10/2031
Reoffer Spread	MS +50 BP OAT +18.5 BP

Orderbook **EUR 1.5 billion**
70 orders



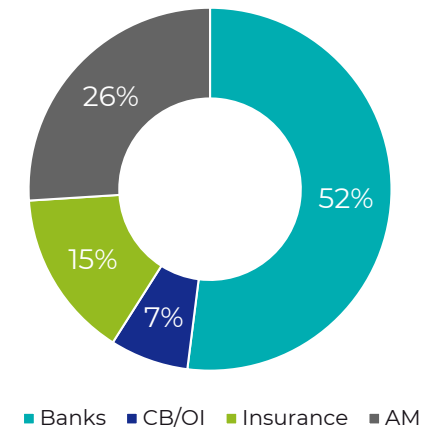
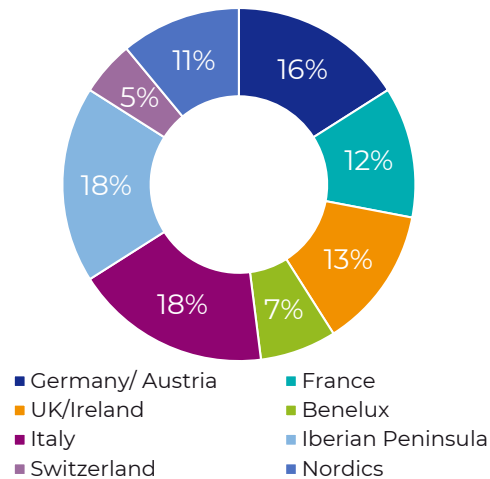
Annex – Covered bond and SSA issuance

2025 SSA issuance

EUR 1.5 billion SFIL 2025/2030

Coupon	3%
Trade date	17/01/2025
Maturity date	24/09/2030
Reoffer Spread	MS +66 BP OAT +18 BP

Orderbook **EUR 6 billion**
125 orders



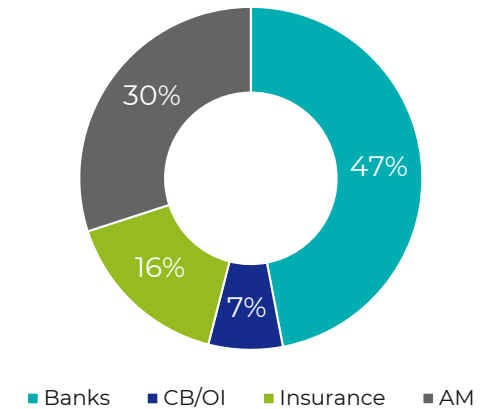
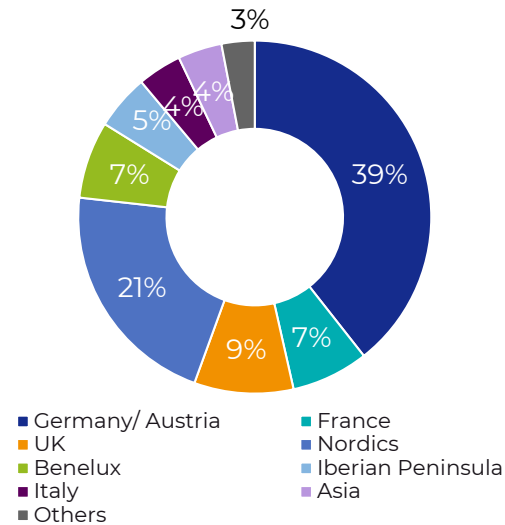
Annex – Covered bond and SSA issuance

2025 Covered bond issuance

EUR 1.25 billion CAFFIL 2025/2033

Coupon	3.125%
Trade date	10/01/2025
Maturity date	20/07/2033
Reoffer Spread	MS +69 BP OAT -8 BP

Orderbook **EUR 5 billion**
150 orders



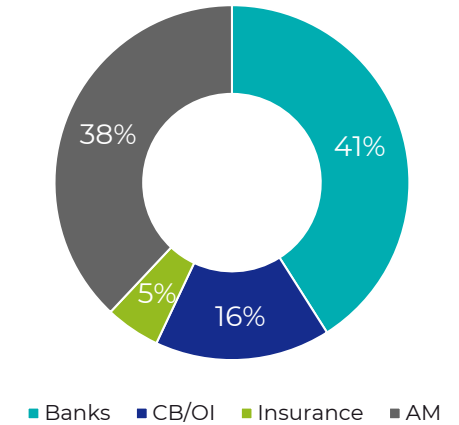
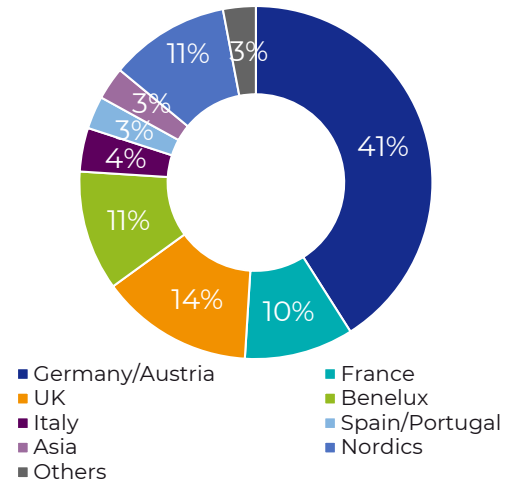
Annex – Covered bond and SSA issuance

2025 ESG issuance

EUR 1 billion CAFFIL 2025/2035 – GREEN BOND

Coupon	3.25%
Trade date	10/04/2025
Maturity date	17/04/2035
Reoffer Spread	MS +71 BP OAT -9 BP

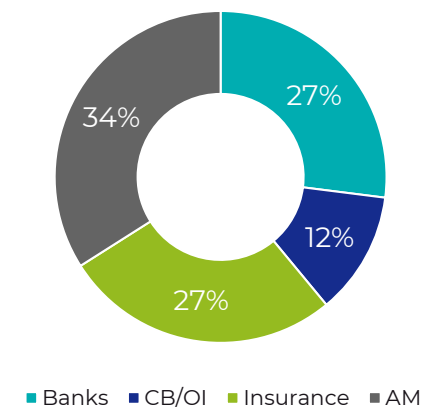
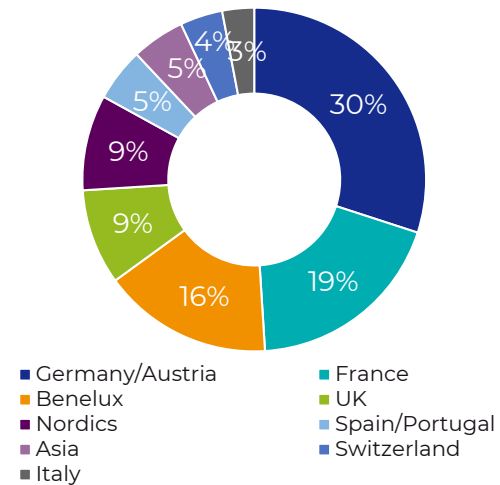
Orderbook **EUR 2.2 billion**
100 orders



EUR 1 billion CAFFIL 2025/2037 – SOCIAL BOND

Coupon	3.375%
Trade date	14/05/2025
Maturity date	22/05/2037
Reoffer Spread	MS +76 BP OAT -10 BP

Orderbook **EUR 1.7 billion**
65 orders





Annex – ESG issuance program

Green issuance since 2019

Characteristics		Green bonds					
	Caffil 10Y 2025	Sfil 5Y 2024	Caffil 5Y 2023	Caffil 5Y 2022	Sfil 10Y 2021	Sfil 8Y 2020	Caffil 10Y 2019
Issued volume	EUR 1 000 m	EUR 1 250 m	EUR 750 m	EUR 750 m	EUR 500 m	EUR 500 m	EUR 750 m
Trade date	10/04/25	10/07/24	10/10/23	08/11/22	23/11/21	13/11/20	05/11/19
Maturity date	17/04/35	19/07/29	19/01/29	16/11/27	01/12/31	13/11/28	13/11/29
Coupon	3.25%	3.125%	3.625%	3.125%	0.25%	0%	0.1%
Number of investors	100	110	115	57	40	100	100
Orderbook	EUR 2.2 bn	EUR 4.3 bn	EUR 3.5 bn	EUR 1.6 bn	EUR 750 m	EUR 2.5 bn	EUR 2.5 bn
Over-subscription rate	x2.2	x3.4	x4.7	x2.1	x1.5	x5	x3.3
Framework used	GSS* Bond Framework (2024)	GSS* Bond Framework (2022)			Green Bond Framework (2019)		
Use of Proceeds	Green investments by French local authorities and green French export contracts		Eligible green investments by French local authorities				
<i>Territorial mobility & soft urban transport</i>	To be published in 2026	To be published in 2025	35%	20%	25%	47%	44%
<i>Sustainable water & sanitation</i>			42%	45%	27%	31%	32%
<i>Waste management & valuation</i>			10%	18%	7%	9%	21%
<i>Energy efficiency of construction & urban development</i>			12%	17%	38%	12%	2%
<i>Renewable energy</i>			1%	0%	3%	1%	1%

*Green, Social & Sustainability



Annex – ESG issuance program

Social issuance since 2019 under the Social Note Framework

Characteristics	Social bonds dedicated to the financing of French public hospitals					
	Caffil 12Y 2024	Caffil 5Y 2023	Caffil 12Y 2022	Caffil 8Y 2021	Caffil 5Y 2020	Caffil 8Y 2019
Issued volume	EUR 500 m	EUR 500 m	EUR 500 m	EUR 750 m	EUR 1 000 m	EUR 1 000 m
Trade date	11/03/2024	13/11/2023	18/05/2022	19/04/2021	28/04/2020	12/02/2019
Maturity date	19/03/2036	20/03/29	25/05/2034	27/04/2029	07/05/2025	19/02/2027
Coupon	3%	3.5%	1.875%	0.01%	0.01%	0.5%
Number of investors	89	60	29	60	130	110
Orderbook	EUR 2.9 bn	EUR 1.3 bn	EUR 720 m	EUR 1.5 bn	EUR 4.5 bn	EUR 2.6 bn
Over-subscription rate	x5.8	x2.6	x1.4	x2	x4.5	x2.6
Framework used	Social Note Framework					
Last available report	To be published in 2025	April 2024				

Annex – ESG issuance program

Social issuance

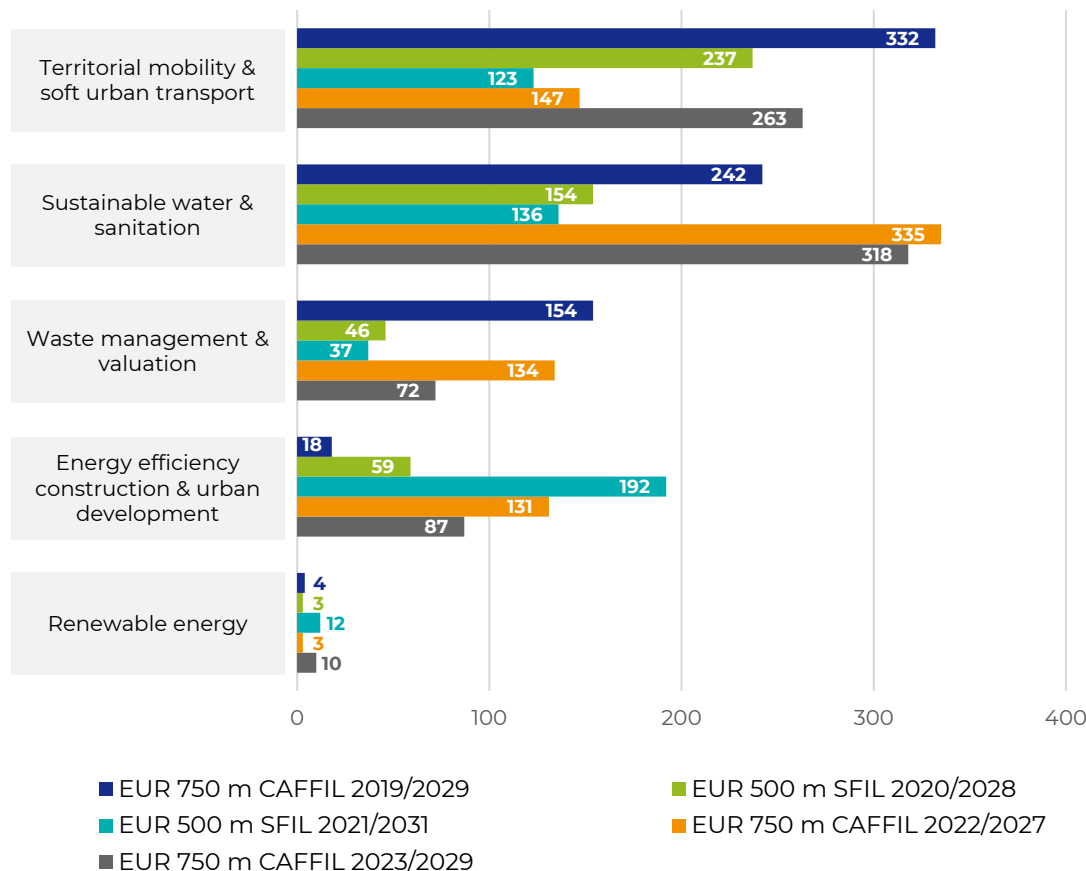
Characteristics	Social bonds
	Caffil 7Y 2024
Issued volume	EUR 1 250 m
Trade date	25/09/2024
Maturity date	03/10/2031
Coupon	2.75%
Number of investors	70
Orderbook	EUR 1.5 bn
Over-subscription rate	x1.2
Framework used	GSS* Bond Framework (2022)
Last available report	To be published in 2025



Annex – ESG issuance program

Green Bond Reporting Summary

Volume by category (EUR m)



Overall Green Loans with a total volume of **EUR 3.25 billion** have been allocated to the five **Green Bond transactions**.

In total, the five Green Bond transactions have contributed to the financing of closed to **900 different green investment projects** by French local authorities.

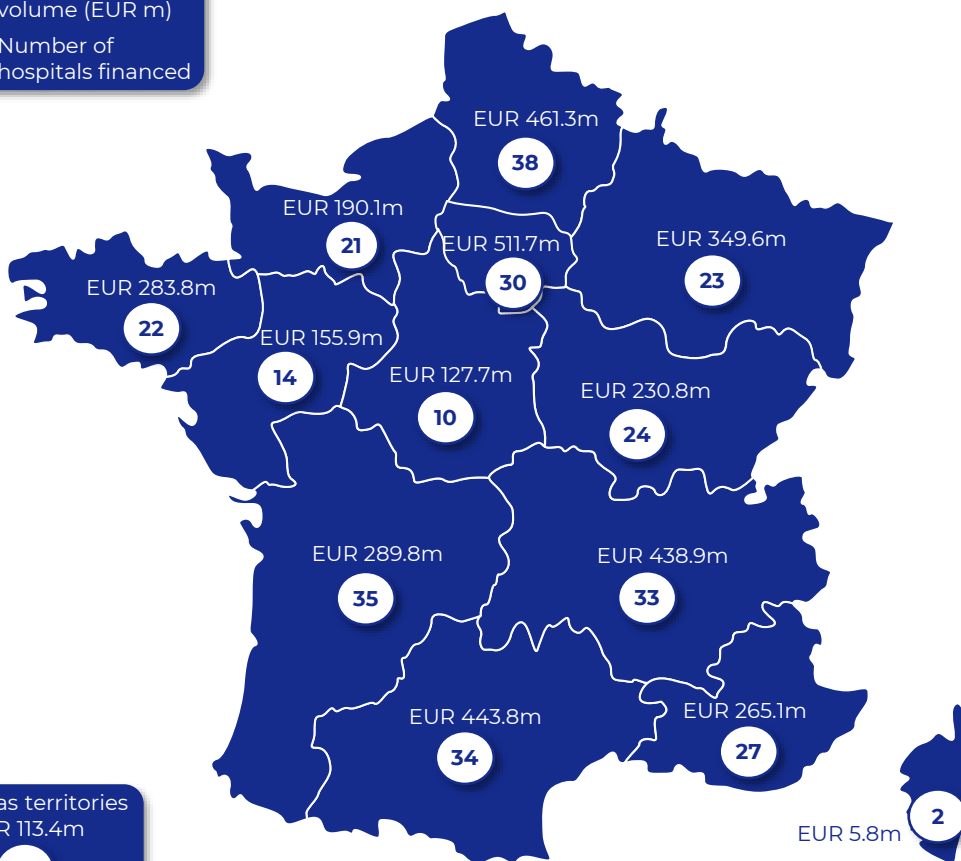
The financing provided by the five Green Bond transactions will lead to **estimated annual reductions in CO₂ emissions of 90 494 t**.

Our green loan program aims to provide smaller local authorities with an access to green financing with a minimum amount for green loans lowered to EUR 300 k.

Annex – ESG issuance program

Social Bond Reporting Summary

3 868 Outstanding volume (EUR m)
318 Number of hospitals financed



The total outstanding amount as of December 31st 2023 is EUR 3 868 m.

Loans to 318 public hospitals are included in the healthcare portfolio. The number of public hospitals in the healthcare portfolio has increased since the last reporting with 310 included in the healthcare portfolio as of December 31st 2022.

Sfil Group public hospitals financing covers the entire French territory, all metropolitan regions are covered.

Contacts

Investor Relations & Sustainability



Ralf Berninger, CFA

Head of Investor Relations & Sustainability

Tel : + 33 (0)1 7328 8807

ralf.berninger@sfil.fr

investorrelations@sfil.fr



Mathilde Sobol

Investor Relations & Sustainability

Tel : + 33 (0)1 7328 8414

mathilde.sobol@sfil.fr

investorrelations@sfil.fr

ALM and Financial Markets



Olivier Eudes

Head of ALM and Financial Markets

Tel : +33 (0)1 3013 3908

olivier.eudes@sfil.fr

Funding & Treasury



Gonzague Veillas

Head of Funding & Treasury

Tel : +33 (0)1 3013 3909

gonzague.veillas@sfil.fr



Prisca Sabarros

Funding & Treasury

Tel : +33 (0)1 73 28 89 19

prisca.sabarros@sfil.fr



Jérôme Tardiveau

Funding & Treasury

Tel : +33 (0)1 73 28 84 33

jerome.tardiveau@sfil.fr