



June 2026

We finance what matters most



Disclaimer

General disclaimer

The information and resources contained in this document are for information purposes only and entails no legal commitment or contractual agreement on the part of Sfil and Caisse Française de Financement Local which also reserve the right to change the characteristics thereof at any time without prior notice. **Under no circumstances should they be considered an offer, an invitation to subscribe or to purchase securities or any other investment product or an investment advice within the meaning of Directive 2014/65/EU of the European Parliament and of the Council of 15 May 2014, as amended, nor do they constitute a solicitation of business, an offer to the public, a financial service or a recommendation by Sfil and/or Caisse française de financement local that any recipient of this document should subscribe for or purchase any securities.**

Although the information and resources contained in this document are based on sources that Sfil and Caisse Française de Financement Local believe to be reliable Sfil and Caisse Française de Financement Local cannot guarantee their accuracy and completeness. No statement made in this document may be construed as such a guarantee. The information and resources contained in this document are given at the date mentioned in the presentation and are subject to change without notice.

The information and resources contained in this document remain the exclusive property of Sfil and Caisse Française de Financement Local and may not be reproduced in whole or in part or distributed to third parties without the prior written consent of Sfil and Caisse Française de Financement Local.

Liability waiver

Under no circumstances, including, but not limited to, negligence, shall Sfil and Caisse Française de Financement Local or any entity of the group be liable for any direct or indirect loss or damage that result from the access to, inability to access to, or use of the information and resources contained in this document. The use and interpretation of said information and resources requires an in-depth and specific knowledge of the financial markets. Sfil and Caisse Française de Financement Local or any entity of the group hereby refuse any responsibility that may arise from the use of the information and resources contained in this document and the possible harmful consequences of such use, in particular as regards decisions made or measures adopted on the basis thereof.

Local restrictions

Access to, or transmission of this document or the information and resources contained in this document may be restricted or prohibited to individuals or companies by the laws or regulations of a country in which such persons have their registered office or domicile, of which they are nationals or for any other reason. This document is not intended for distribution to, or use by, any person or entity in any jurisdiction or country where such distribution or use would be contrary to law or regulation. Accordingly, persons who come into possession of this document should inform themselves of and observe these restrictions. Any person wishing to access the said information and resources contained in this document are requested first to ensure that they are authorised to do so.

In particular, the information, resources and materials contained in this document are intended solely for persons who are not U.S. Persons (as such term is defined in Regulation S of the U.S. Securities Act of 1933, as amended (the "**Securities Act**")) and who are not physically present in the United States. The information, resources and materials contained in this document are not intended to be distributed directly or indirectly to U.S. Persons or to persons who are physically present in the United States. It does not constitute an offer or an invitation to purchase securities of Sfil and Caisse Française de Financement Local in the United States or in any other jurisdiction in which such offer or invitation is not authorised or to any person to whom it is unlawful to make such offer or invitation. Potential users of this information are requested to comply with such restrictions.

Sfil and Caisse Française de Financement Local securities may not be offered or sold in the United States without registration under the Securities Act, or an applicable exemption from registration. Sfil and Caisse Française de Financement Local have not registered and do not intend to register any of their securities under the Securities Act or to conduct a public offering of securities in the United States.

In addition, this document is being distributed to and is directed only at persons in member states of the European Economic Area ("EEA") who are "qualified investors" within the meaning of article 2(e) of the Prospectus Regulation (regulation 2017/1129/EU), as amended, to the extent implemented in the relevant member state ("Qualified Investors"). Any person in the EEA who receives this document will be deemed to have represented and agreed that it is a Qualified Investor. Any such recipient will also be deemed to have represented and agreed that it has not received this document on behalf of persons in the EEA other than Qualified Investors. Sfil and/or Caisse française de financement local will rely upon the truth and accuracy of the foregoing representations and agreements.

This document is not to be relied upon as such or used in substitution for the exercise of any independent judgment and each recipient must make its own investigation as to the opportunity of any investment in bonds issued by Sfil and/or Caisse française de financement local.

To keep on reading, you confirm that:

- you have read and accept the above legal notices;
- you are fully responsible for the use of the information and resources contained in this document and for verifying their integrity;
- you are not a U.S. Person, you are not acting for the account of such U.S. Person, you are not located in the United States and you will not transmit or otherwise send any information or material contained in this document to any U.S. Person, to any person located in the United States or to publications with a general circulation in the United States.

Sfil at a glance

Public development bank under European Union regulations

Strategic subsidiary of CDC Group, with a letter of support provided by CDC and a **letter of support** by the **French Republic**

Sfil's credit ratings aligned with those of the **French Republic**

Strong ESG ratings



Sfil is a regular issuer in the SSA market

Outstanding benchmark transactions **close to EUR 14 billion equivalent**

Issuance are classified **HQLA level 1¹**



Business based on two public policy missions:

◀ **Leading lender to the local public sector:** over EUR 60 billion in loans granted since 2013

◀ **1st liquidity provider for large export contracts** benefitting from a sovereign guarantee: over EUR 22 billion in loans refinanced since 2016



Caffil

◀ **1st public sector covered bond issuer**

◀ **1st French covered bond issuer²**

Total outstanding **above EUR 50 billion**

Target of 33% of annual financing under ESG format from 2024 to 2030

Data as of 31/12/2025

Agenda

◀ 1 – Local Government and export financing agency

- Public ownership
- Two public policy missions
- Leading lender to the local public sector
- Leading liquidity provider for French export contracts
- Strong financial position
- Commitment to sustainability

◀ 2 – Funding strategy

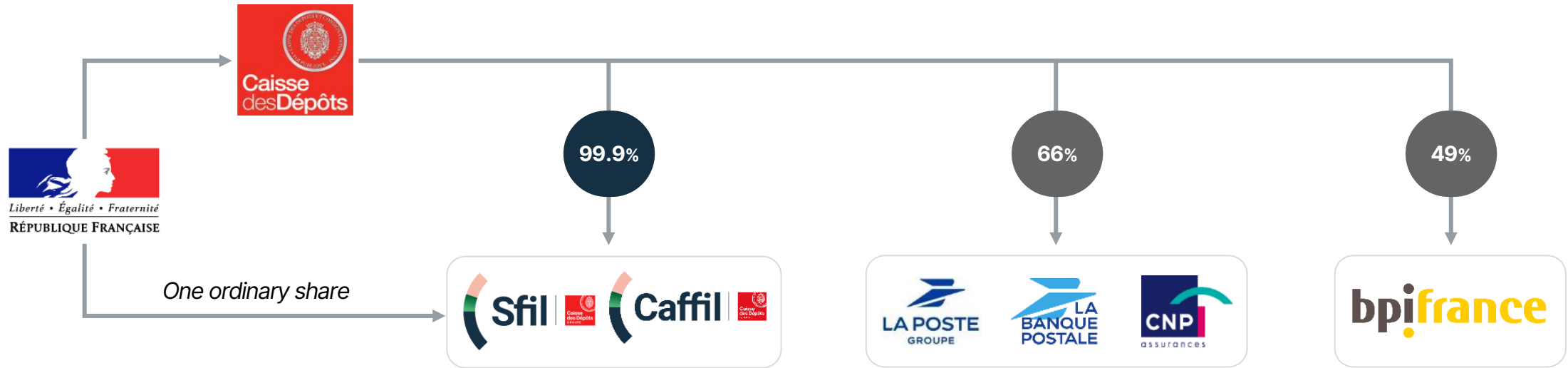
- Covered bonds and SSA issuance
- ESG issuance program

◀ 3 – Annex



Public ownership

Public ownership and development bank status



- ◀ **Sfil is a strategic subsidiary of CDC.**
- ◀ **CDC provides a letter of support to Sfil, complemented by a direct letter of support by the State.** The State is represented on Sfil's board of directors via a censor (non-voting director).










- ◀ **Caffil – a 100% subsidiary of Sfil – is a specialized credit institution, with the legal status of 'Société de Crédit Foncier'.**
- ◀ **Caffil exclusively finances public sector assets** via the issuance of covered bonds.

Public ownership

Rating reflect development bank status

- Strong credit ratings **aligned with the ratings of the French Republic**, based on 100% public ownership and commitments **by CDC and the French Republic to protect the economic basis and preserve the financial strength** of Sfil.
- Covered bond ratings benefit from an **additional rating pick up**, based on the **strong legal framework, the quality of the cover pool and the level of over-collateralization**.

	 Liberté • Égalité • Fraternité RÉPUBLIQUE FRANÇAISE	 Caisse des Dépôts	 Sfil Caisse des Dépôts	 Caffil Caisse des Dépôts
	Aa3 Negative outlook	Aa3 Negative outlook	Aa3 Negative outlook This assumption is based on : (1) CDC's commitment, as the reference shareholder, to support SFIL's solvency and liquidity through a letter of comfort (...) (2) the State's commitment, as the ultimate shareholder, to support SFIL's solvency and liquidity in case CDC were unable to support it, through a separate letter of comfort (...); and (3) the key role of SFIL in the financing of the French local authorities and hospitals. Moody's Rating Report, November 5 th 2025	Aaa TPI Leeway: 3 Collateral score: 9.1% Market risk: 10.3% (published 10.02.2026)
	A+ Stable outlook	A+ Stable outlook	A+ Stable outlook 'We consider that there is an almost certain likelihood that the government would provide timely and sufficient extraordinary support to society in the event of financial distress.' S&P Rating Report, May 20 th 2025	-
	AA Stable outlook	-	AA Stable outlook 'Sfil's credit ratings reflect its statutory ownership by Caisse des Dépôts et Consignations (...). Moreover, both CDC and the Republic of France provide letters of comfort in support of Sfil's creditworthiness. DBRS Rating Report, March 14 th 2025	AAA

Two public policy missions

Financing investment by the local public sector since 2013 and Supporting French exporters since 2015



Creation of Sfil as **lender to the local public sector**

Launch of the partnership with **La Banque Postale**

2013

Launch of **green loans** for the local public sector

First Green and Social bonds

2019

Record year for export activity with **EUR 5 billion** in refinanced contracts, **6 transactions** and **10 exporters** supported

2023

2015

Authorization for export activity: financing of **large export credit contracts benefiting from the French sovereign guarantee**

Market leader in lending to the local public sector since 2015

2022

Launch of the partnership with **La Banque des Territoires**

Broadening the range of thematic products for local authorities with **the introduction of social loans**

New framework for Green, Social & Sustainability bonds - including financing for **export contracts promoting environmental and social benefits**

2024

Record year for local public sector financing with **EUR 6.3 billion**, bringing the total to over **EUR 50 billion since creation**

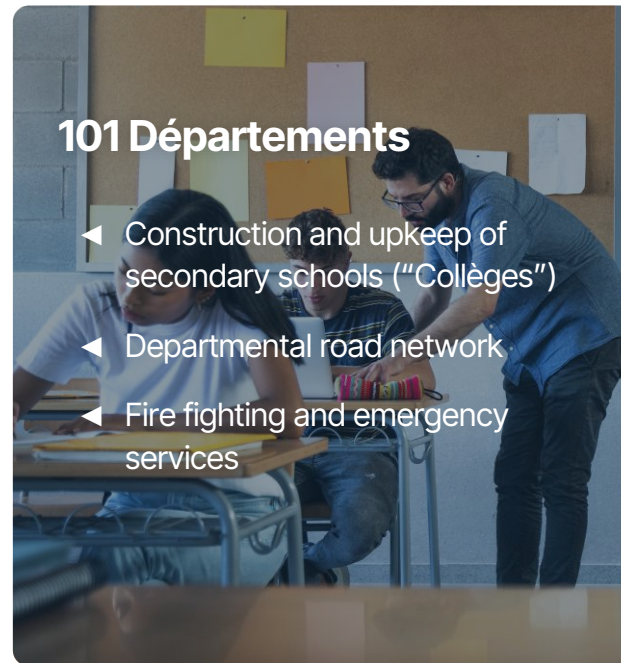
Authorization from the European Commission to **extend the scope of both business activities**

Leading lender to the local public sector

Sfil finances the access to essential services

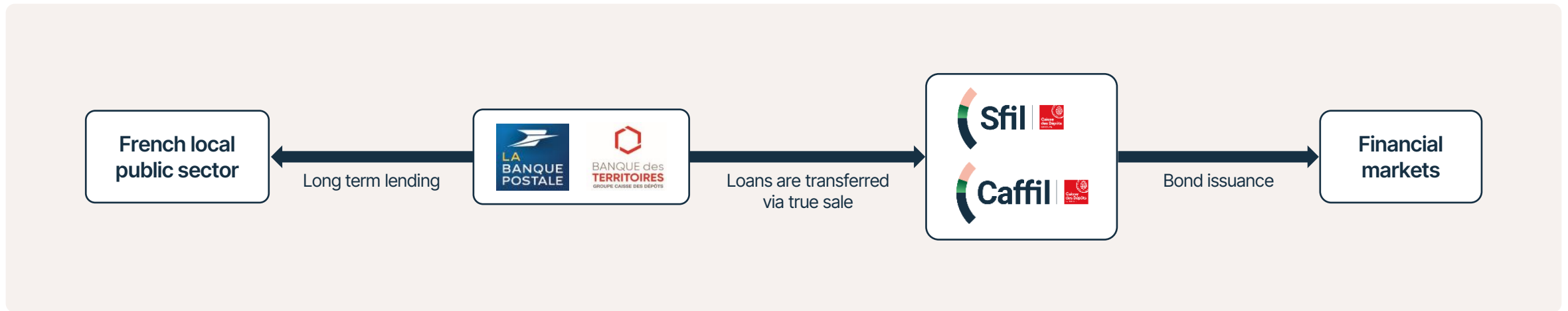
- ◀ French local authorities are the leading public investors accounting **for roughly 2/3 of French public investments in 2023**. **Investments by French local authorities serve major structural needs** and contribute significantly to the objectives of sustainability, both in terms of **ecological transition** (public transport, water and sanitation, etc.), and social cohesion (education, culture, sport, etc.).
- ◀ A **strict framework** guaranteeing the financial situation of local authorities ensures their **sound financial position** - see page 34.

French local authorities are organized on three levels with clearly defined key responsibilities:



Leading lender to the local public sector

French local public sector lending in partnership with La Banque Postale and Banque des Territoires



- ◀ Lending to the local public sector is provided under a strict framework under European Commission supervision and **scope of lending is limited to French local authorities and public hospitals.**
- ◀ Loans are originated by La Banque Postale and CDC (Banque des Territoires), **transferred via true sale to the balance sheet of Caffil** and refinanced via bond issuance on international capital markets.
- ◀ Loans are priced at market levels, **and with a independant credit approval process** at the level of Sfil Group.

Leading lender to the local public sector

Market leader in local public sector lending

Leading lender to the French local government sector

Over EUR 60 billion in loans
provided to the French local public sector since 2013

20% of outstanding loans
held by Sfil Group

Financing provided to
over 10 000 French local authorities & close to 800 public healthcare institutions

EUR 5.6 billion
In new loans provided to the French local public sector in 2025

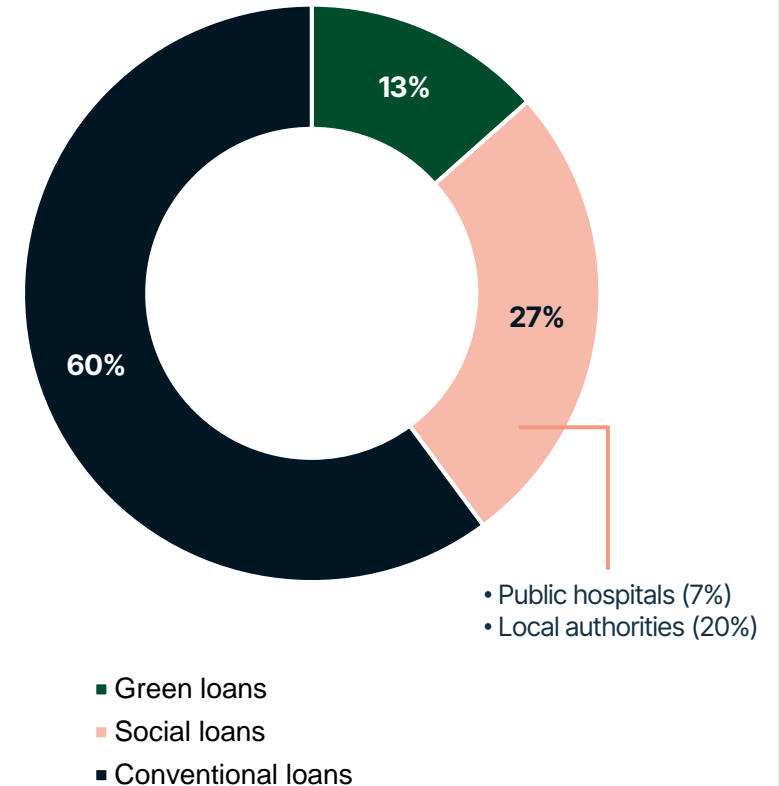
▶ the **third-highest yearly performance** since Sfil was created

40% of 2025 lending was under green or social format

▶ **Green Loans:** EUR 0.8 billion
Social Loans: EUR 1.1 billion
French Public hospitals : EUR 374 m

A **first transaction financing a waste treatment facility** was signed in early 2026, following the European Commission decision in December 2024 to **extend the scope of our lending activity**

2025 lending activity



Data as of 31/12/2025

Leading lender to the local public sector

Local government financing activity : example of projects financed

Département of Seine–Saint-Denis




The Département has invested EUR 40 m in the reconstruction of underground retention basins in Clichy-sous-Bois. This structure replaces an existing, undersized 10 000 m³ basin. The reconstruction of these basins utilizes diaphragm wall technology and will have a positive environmental impact, contributing to flood prevention and improved water quality.

Communauté d'Agglomération Les Sables d'Olonne Agglomération



This Agglomeration Community has invested EUR 8 m in the installation of seawater heating & cooling and a heating network. This clean and renewable energy source is used to power heating, domestic hot water, cooling, and air conditioning systems. Initially, it will cover 80% of the energy needs of 17 public and private buildings.

Hauts-de-France Region



Each year, the Region undertakes maintenance work on equipment and invests in furniture. With a project exceeding EUR 150 m, the Region is committed to continuing its efforts to provide high-quality public institutions. Across all departments of the Region, high schools benefit from construction projects that systematically include an environmental focus.

Isère

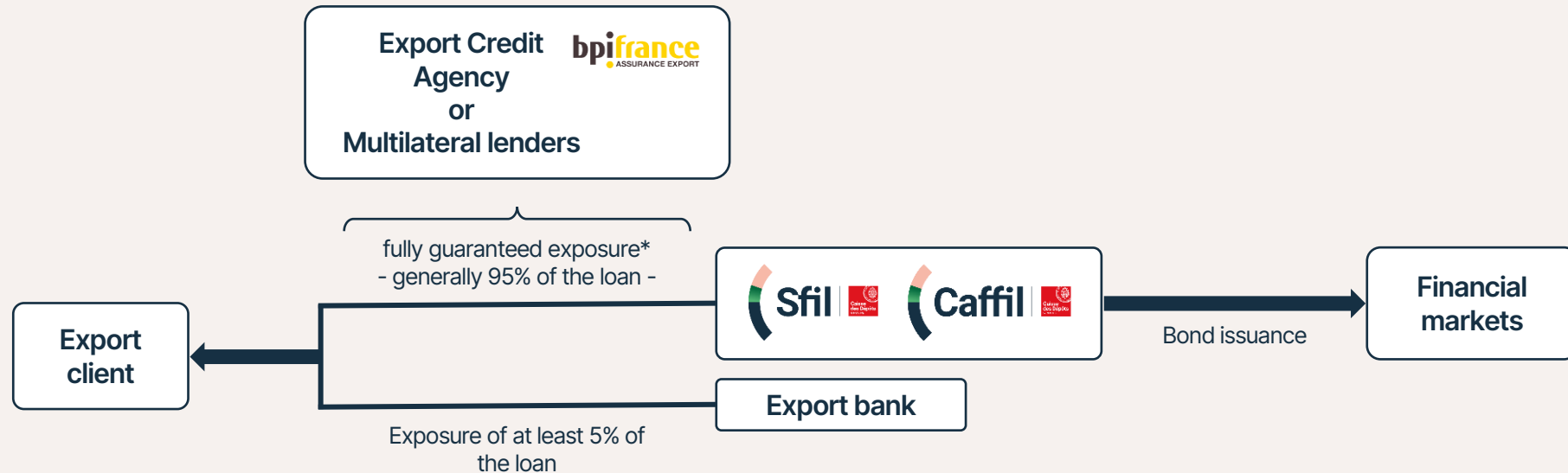


This Hospital is one of three university hospitals in the Rhône-Alpes Region, spread across five main sites. As part of its 2023-2027 strategic plan, it invested EUR 42 m, notably to finance the creation of a new interventional platform and a new technical platform, the Real Estate Master Plan project, and investments for two new hospitals.

Leading liquidity provider for French export contracts

Refinancing platform for large French export loans

Schema post transfer



- ◀ Sfil provides a **refinancing platform for loans with a French ECA guarantee**, framework agreements are in place with 31 banking partners covering more than 95% of the market.
- ◀ French export credit guarantees are managed by Bpifrance Assurance Export, in the name of the behalf and under the control of the French Republic.
- ◀ Sfil's activity is limited to the **refinancing of 100% public exposures** and to large export contracts with a minimum volume of **EUR 70 m**.

Leading liquidity provider for French export contracts

Leadership in financing large French export contracts

Over EUR 22 billion

In export contracts financed by Sfil since the activity was launched in 2015

17 exporters assisted

across 4 continents

21 transferring commercial banks

Four transactions with a volume of EUR 3.6 billion signed in 2025,

contributing to the conclusion of EUR 10.3 billion in export contracts.

9 exporters, including 4 new exporters benefitted from financing provided by Sfil

Very positive outlook with 163 deals

and a total financing volume of EUR 64 billion under assessment, of which 39% concern the defense sector

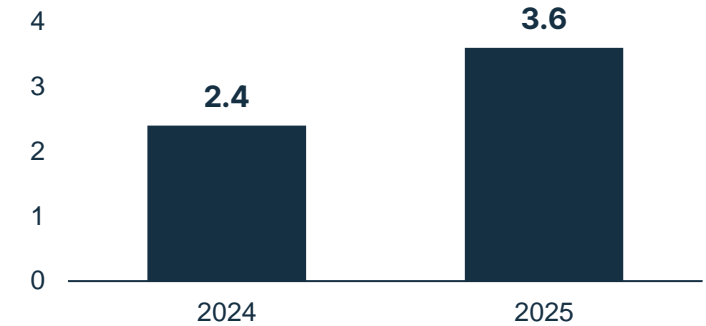
Since 2015, Sfil has **financed defense transactions totaling EUR 9.8 billion**, providing significant support for the French technological and industrial base

Key transactions related to national sovereignty:

- 2 transactions in 2025 financing the **defense sector**
- First financing of a nuclear energy project with Sfil participating as leading lender to **Sizewell C project**

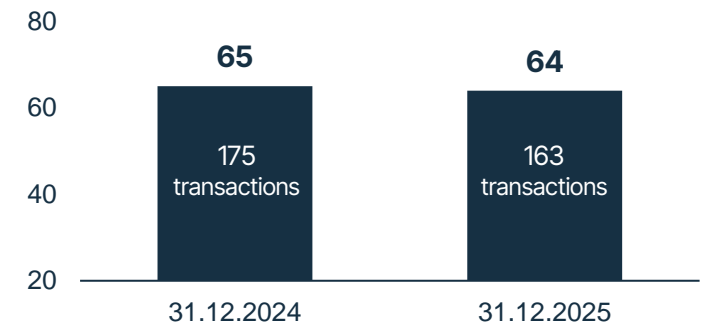
Export transactions financed in 2025

In EUR billion



Transactions under assessment

In EUR billion




Data as of 31/12/2025

Leading liquidity provider for French export contracts

Export financing activity : example of projects financed

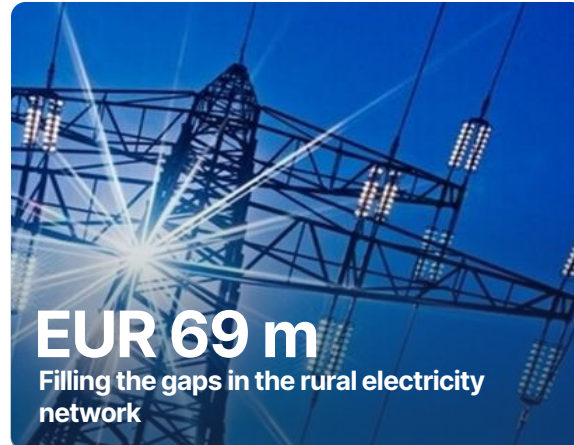
United-Kingdom



With a value of around GBP 38 billion, the Sizewell C nuclear power plant is one of the largest energy infrastructure projects in Europe. Sfil participates as main lender to the financing of GBP 5 billion insured by BPI-AE. The project will power 6 m British homes (nearly 20% of households in the UK) and avoids the annual emissions of 9 m tonnes of CO₂.

2025

Africa



Sagemcom

Sagemcom Energy & Telecom and its local subsidiary have been awarded a contract by the Senegalese authorities as part of the Emergency Electrification Program (Puélec). The infrastructure to be deployed includes extending power lines to connect hundreds of villages to the national distribution network.

2024

Africa



The consortium has signed a commercial contract covering the design, construction, operation and maintenance of the Abidjan metro. A key project for the sustainable development of the Ivorian capital, it was named "Deal of the year Africa" at the TXF Global Export Forum in June 2023.

2023

North Sea



Producing clean, low-carbon energy to power more than 6 m British homes per year. This is the first export success for GE's Haliade-X, one of the most powerful turbines on the world market (up to 14 MW).

2020/2021

Strong financial position

Strong capital and liquidity position

Consolidated main balance sheet items – total assets of EUR 74.3 billion December 31 st 2025 - (EUR billion, notional amounts)*			
<i>Loans and securities</i>	67.8	<i>Bond issuance</i>	69.6
<i>Cash assets</i>	2.4	<i>Commercial paper</i>	0.6
<i>Cash collateral paid</i>	1.7	<i>Cash collateral received</i>	0.1
		<i>Equity</i>	1.7

Strong assets quality

85% of Sfil's assets are benefitting from a 0% risk weighting.

Strong capital and liquidity position significantly above regulatory requirements (figures at 31.12.2025):

CET1 ratio: **46.8%**

Leverage ratio*: **9.6%**

LCR ratio: **313%**

NSFR: **125%**

Lowest **SREP** requirement amongst financial institutions

8.56% for the CET1 ratio

Cost of risk for H1 2025 was a **EUR 4 m reversal**

Non-performing exposures at an extremely low level **<0.1%**

Ordinary Insolvency Processing has been chosen as the preferential resolution strategy by the SRB. Sfil is **not required to comply with MREL requirements**, following the adoption of the EU directive 2024/1174 ("Daisy Chains").

Commitment to sustainability

Sustainable development integrated into Sfil's public policy missions



Local public sector financing

Leading lender in the areas of **public education, public healthcare, water management** and **clean public transport** in France

A **complete range of green and social loans** for French local authorities with a **pricing incentive**. **40% of loans provided** in 2025 were **green or social**

Consideration of the Environmental and Social utility of financed projects in lending criteria

Development of the **Climate and Environmental Risk Rating tool** in 2024, with gradual integration into the financing process from 2025


Export financing

Aligned with **France's public policy in terms of sustainability**

Compliance with **strict rules on environmental and social standards**, the fight against corruption and debt sustainability for borrowers, which is in line with the **OECD rules**

A **social and environmental impact analysis publicly available** for sensitive export projects

Adhesion to the Poseidon Principles in April 2025 to promote a low-carbon future for the global maritime sector



Exclusion policy

No financing of new fossil fuel projects, in line with the guidelines of the French support policy

No financing of activities of production or trade of any illicit product, as well as any **illegal activity** under the laws of France or the country of destination

Exclusion of a range of activities - ex. tobacco, gambling, pornography, non-conventional weapons, pesticides prohibited on French territory, etc.

Commitment to sustainability

Committed to ESG issuance and sustainable investment

Leading issuer in the Green & Social bond market with over 13 billion in outstanding

Pioneer in financing green & social public sector investments

Regular awards for Caffil and Sfil
Elected to the ICMA Green & Social Bond Principles Advisory Council 2020, 2023, 2024

Treasury investment policy

Integration of ESG criteria since 2021 :

- **Bank issuers: min. ESG rating** and the existence of a green, social or sustainability framework
- Exclusion of high-risk or **prohibited countries**
- **Sovereign issuers and public sector entities: average of the World Bank's global governance indicators** and signature of the Paris Agreement

ESG ratings

Sfil and Caffil are rated :

SUSTAINALYTICS

8.3 Negligible Risk

(Nov. 2024)

Ranked **20th** out of 1022 banks

MSCI 

AA (Feb. 2025)

Ranked among the **Leaders** in the Supranational & Development Banks industry




Caffil is rated :

ISS ESG 

C Prime (April 2026)

Ranked among the **30% top performers** in the covered bond industry

Target of 33% of annual financing in ESG format from 2024 to 2030



Agenda

◀ 1 – Local Government and export financing agency

- Public ownership
- Two public policy missions
- Leading lender to the local public sector
- Leading liquidity provider for French export contracts
- Strong financial position
- Commitment to sustainability

◀ 2 – Funding strategy

- Covered bonds and SSA issuance
- ESG issuance program

◀ 3 – Annex



Covered bonds and SSA issuance

Sfil Group liquidity scheme

No retail deposits

As a public development bank, Sfil is not a deposit taking institution, and not exposed to any liquidity risk linked to a withdrawal of deposits

Diversified access to capital markets funding

Sfil and Caffil access a wide range of different market segments (NEU CP and Bonds ; Agency and Covered Bond), with a very diversified investor base

Large liquidity reserves

Well over EUR 40 billion in liquidity reserves
Public sector portfolio is directly eligible as ECB collateral Sfil and Caffil have access to repo transactions with the market

Important back up credit facilities

Significant back up credit facilities are provided by CDC Group

Covered bonds and SSA issuance

Strategic funding axes



◀ NEU CP program

- Diversification of short dated funding
- Outstanding Sfil CP volume around EUR 1 billion

◀ SSA benchmark issuance

- Regular **EUR** benchmark issuance with a focus on **intermediate maturities**
- USD issuance with a focus on **3 and 5 year maturities**

EUR 1 to 3 billion planned issuance for 2026



◀ Covered bond benchmark issuance

- Regular EUR benchmark issuance with a focus on **medium to long duration**
- Possible taps with a **minimum size of EUR 100 m**
- Maximum outstanding volume per bond of **EUR 2 billion** (taps included)

◀ Private placement issuance

- EMTN and RCB format ; Possibility of **lightly structured pay-offs** in EUR including single callable and CMS-linked
- Minimum size: **EUR 10 m**

EUR 6 to 8 billion planned issuance for 2026



◀ ESG issuance

- Regular benchmark **ESG issuance** by Sfil and Caffil
- Update of **Sfil Group 'Green, Social and Sustainability Bond Framework'** in 2024
- Issuance of **Green & Social bond private placements**

Target of 33% of annual financing in ESG format from 2024 to 2030

Covered bonds and SSA issuance

Issuer profiles in the SSA market and in the covered bond market



LT Credit ratings	Aa3 (Moody's) / A+ (S&P) / AA (DBRS)
ST Credit ratings	P-1 (Moody's), A-1 (S&P), R-1 (High) (DBRS)
ESG Rating	Negligible Risk – 8.3 (Sustainalytics), AA (MSCI)
Public guarantee	As defined under article 10 of the LCR delegated act and article 429 CRR
Format	EMTN
Risk weighting	20% / 30% (standardized approach) under Article 120 CRR ¹
Currencies	EUR / USD
Documentation	Reg. S
LCR classification	Level 1 ² , confirmed by the French regulator, independent from credit ratings
ECB REPO classification	Haircut category II (IG 8 – Agency – Credit Institution)
PSPP eligible	✓

¹ depending on rating agencies used by investor, treatment as financial institution under CRR

² under European Union LCR Delegated Act



Legal Format	Obligations Foncières
Credit Ratings	Aaa (Moody's) / AAA (DBRS)
ESG Ratings	Prime C (ISS ESG)
Risk weighting	10% (standardized approach)
LCR classification	Level 1 ²
Maturity structure	Hard bullet only
Overcollateral	120.8% ³ (as of December 31 st 2025) ⁴
European Covered Bond Premium Label	✓ for issuance after July 8 th 2022 (including taps of existing bonds issued before July 8 th 2022) ⁵
ECBC Covered Bond Label	✓
CBPP3 eligible	✓

³ Pending validation by the specific controller

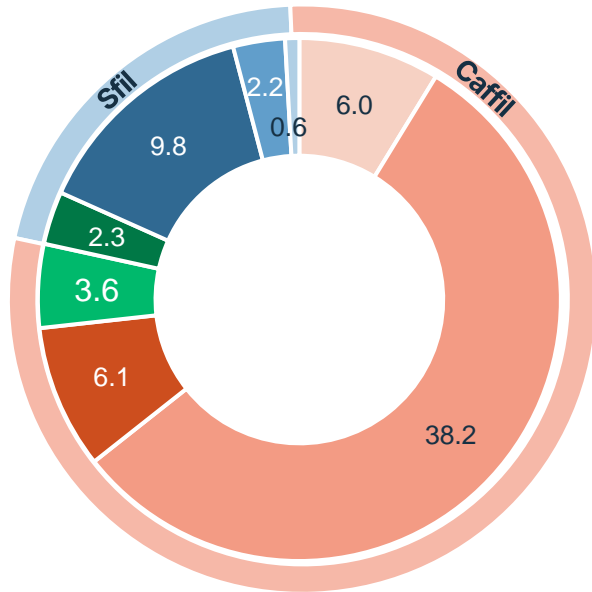
⁴ minimum overcollateralization: 112% for Moody's 10.02.2026), 105% for DBRS (Oct. 2025)

⁵ for EMTN and Registered Covered Bond issuance

Covered bonds and SSA issuance

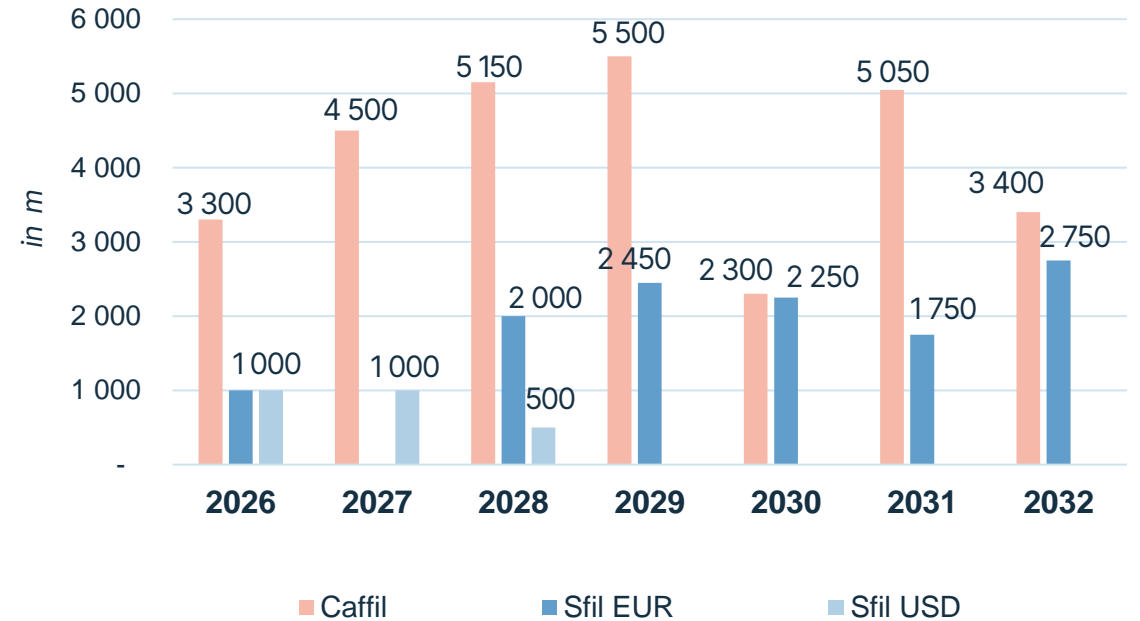
Outstanding issuance

Outstanding issuance as of December 31st 2025
in EUR billion



- Social Covered Bond - Caffil
- Covered Bonds - Caffil
- RCB - Caffil
- Green Covered Bond - Caffil
- Sfil EUR Green
- Sfil EMTN EUR
- Sfil EMTN USD
- NEU CP

Redemptions of benchmark transactions
(as of December 31st 2025)



ESG issuance program

Green, Social & Sustainability Bond Framework - Overview



- ◀ **Regular issuance of Green and Social Bonds since 2019** under the Social Note Framework (2018), the Green Bond Framework (2019) and the Green, Social & Sustainability Bond Framework (2022)
- ◀ Update of Sfil Group **Green, Social & Sustainability Bond Framework** in 2024 consolidating all ESG issuance into a single framework
- ◀ Categories of assets previously eligible under the **Social Note Framework** can now only be financed and/or refinanced under the Green, Social & Sustainability Bond Framework.
- ◀ No use of the previous Green Bond Framework and Social Note Framework for new issuance

ESG issuance program

Green, Social & Sustainability Bond Framework - Eligible Green Loan Categories

Eligible Green Loan Categories	Geographical applicability	EU Taxonomy
<p>Territorial mobility and soft urban transport</p> <p>Design, construction, modernization, operation, acquisition, and maintenance of low-carbon vehicles, rolling stock and low-carbon transport infrastructure</p>	<p>France or abroad</p>	<p>Satisfying the substantial contribution criteria (SCC¹) to climate change mitigation</p>
<p>Renewable energy</p> <p>Electricity generation from solar energy, wind power, hydropower; Electricity generation, co-generation of heat/cool and power, and production of heat/cool from geothermal energy, bioenergy; Electric heat pump; Energy transmission and distribution units; Energy storage units; Manufacture of low-carbon energy</p>	<p>France or abroad</p>	<p>Satisfying the SCC to climate change mitigation or internal criteria for solid biomass fuels powered electricity and/or heat generation facilities</p>
<p>Low-carbon energy²</p> <p>Construction, modification of existing nuclear installations for the purposes of extension, and safe operation of nuclear power plants; Research, development, demonstration, and deployment of innovative reactors</p>	<p>France or abroad</p>	<p>Fully aligned for projects located inside the EU Internal criteria for projects outside the EU</p>
<p>Energy efficiency of construction and urban development</p> <p>Construction, refurbishment and acquisition of green buildings; Renovation of existing buildings; Energy performance improvement measures</p>	<p>France or abroad</p>	<p>Satisfying the SCC to climate change mitigation or internal criteria</p>
<p>Sustainable Water and Sanitation</p> <p>Projects supporting water quality, efficiency and conservation; Restoration and rehabilitation of ecosystems; Management of aquatic environments and flood prevention</p>	<p>France only</p>	<p>Internal criteria</p>
<p>Waste Management & Valuation</p> <p>Waste management activities supporting pollution control and resources efficiency; Energy from Waste (EfW) facilities for the generation of electricity and/or heat</p>	<p>France only</p>	<p>Internal criteria</p>

 ¹ SCC : substantial contribution criteria
² Market participants will be informed at the latest at the time of execution of the transaction in case proceeds will be used to finance nuclear projects.

ESG issuance program



















Green, Social & Sustainability Bond Framework - Eligible Social Loan Categories

Eligible Social Loan Categories	Geographical applicability
<p>Access to essential services</p> <ul style="list-style-type: none"> Development, provision and access to education & culture to all populations Development, provision and access to healthcare to all populations (from pre-existing Social Note Framework) 	<p>France or abroad</p>
<p>Renewal and cohesion of territories</p> <ul style="list-style-type: none"> Fight against inadequate housing and support of access to housing Support connectivity and digital inclusion Improve living conditions of inhabitants of cities and rural areas 	<p>France only</p>
<p>Affordable basic infrastructure</p> <ul style="list-style-type: none"> Development, provision and access to clean water & sanitation to all populations Development, provision and access to electricity to all populations Development, provision and access to public transportation networks accessible to all populations; Development, provision, and access to road transportation networks to all populations 	<p>Specific DAC country list*</p>



Awards

Highly regarded issuer

 Best Euro Issuer GC Covered Bond Award 2020	 Best Social Bond – Asset Based & Covered Bonds Environmental Finance 2021	 Best Covered Bond Issuer CMD Portal Awards 2021	 Best Covered Bond IFR Awards 2021	 Best Euro Issuer CBR Awards 2021	 Best Social Bond – Asset Based & Covered Bonds Environmental Finance 2022
 Best Covered Bond Issuer CMD Portal Awards 2022	 Editor's Award CBR Awards 2023	 Best ESG Covered Bond Issuer CMD Portal Awards 2023	 Best Green Bond – Asset Based & Covered Bonds Environmental Finance 2023	 Covered Bond: Best ESG Issuer Best Issuer CMD Portal Awards 2024	 European Deal of the Year CBR Awards 2024
 Best Covered Bond IFR Awards 2024	 Covered Bond: Best Issuer Best IR Team CMD Portal Awards 2025	 Green Bond - Agency Social Bond – Covered Bonds Environmental Finance 2025	 Covered Bond: Best IR Team Best Issuer Best ESG Issuer CMD Portal Awards 2026	 Covered Issuer of the Year Global Capital MTN Awards 2026	 Best Social Bond – Asset Based & Covered Bonds Environmental Finance 2026

Key take aways

Public development bank with a leadership position in its two public policy missions :

- ◀ **First lender to French local public sector** with a market share of around 20% - 30%
- ◀ **First liquidity provider for export contracts** benefitting from a sovereign guarantee

Two letters of support - One from CDC and one from the French Republic



HQLA Level 1 classification

for bonds issued by Sfil and Caffil




Regular issuance of Green and Social Bonds since 2019

via Sfil and Caffil

Green, Social and Sustainability Bond Framework

to finance Green and Social investments by French local authorities and French export loans with strong environmental and social benefits

Registration for investor updates :



Target of 33% of annual financing under ESG format from 2024 to 2030



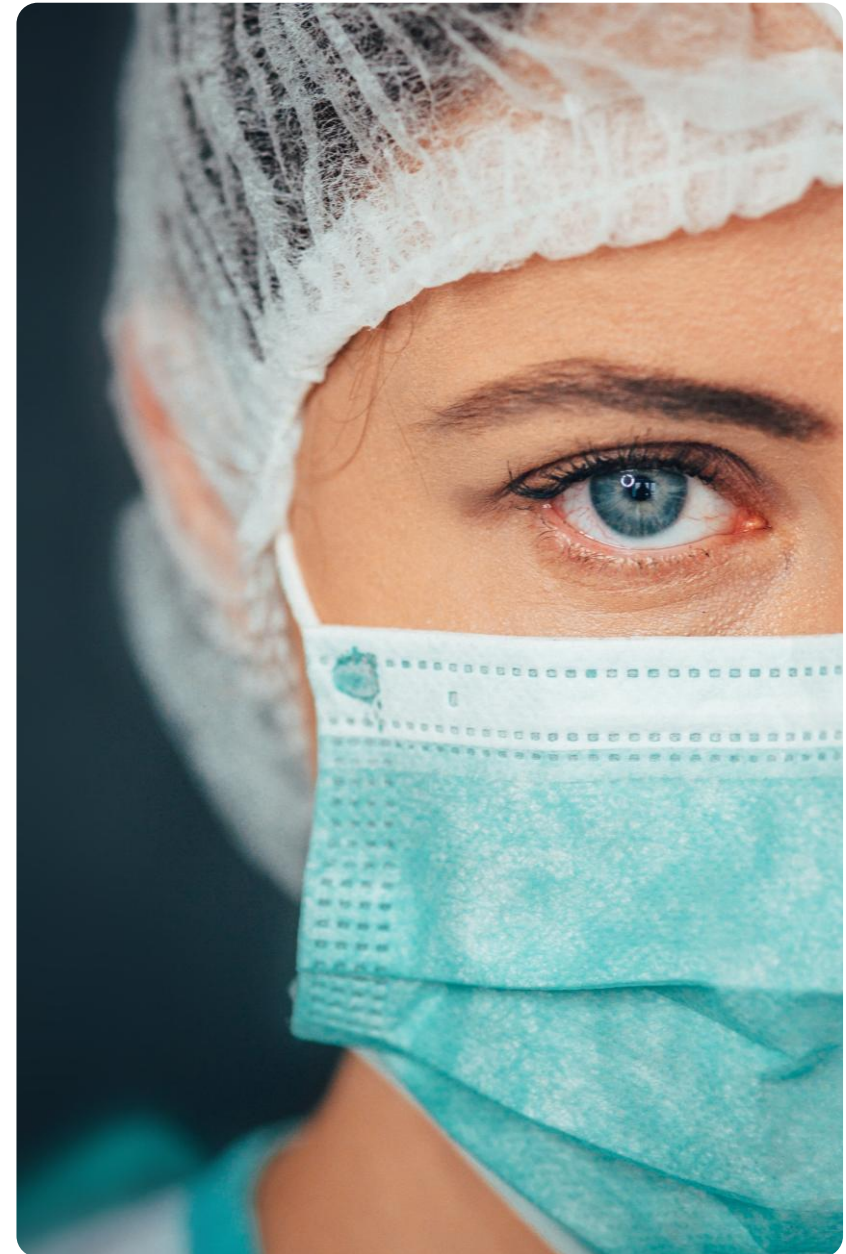
Strong commitment to sustainability in line with the **United Nations Sustainable Development Goals (SDGs)**

Agenda

- ◀ 1 – Local Government and export financing agency
 - Public ownership
 - Two public policy missions
 - Leading lender to the local public sector
 - Leading liquidity provider for French export contracts
 - Strong financial position
 - Commitment to sustainability

- ◀ 2 – Funding strategy
 - Covered bonds and SSA issuance
 - ESG issuance program

- ◀ **3 – Annex**



Annex - Public ownership

Public development banks stand under LCR Regulation and CRR

◀ Liquidity Coverage Delegated Act : Article 10 – Level 1 assets (version dated July 8, 2022)

'(e.) assets issued by credit institutions which meet at least one of the following two requirements:

- ◀ *(i) the issuer is a credit institution incorporated or established by the central government of a Member State or the regional government or local authority in a Member State, the government or local authority **is under the legal obligation to protect the economic basis of the credit institution and maintain its financial viability throughout its life-time (...)***

◀ Capital Requirements Regulation (CRR) : Article 429a - Exposures excluded from the total exposure measure

'2. (...) 'public development credit institution' means a credit institution that meets all the following conditions:

- (a) it has been established by a Member State's central government, regional government or local authority;*
- (b) its **activity is limited to advancing specified objectives of financial, social or economic public policy** in accordance with the laws and provisions governing that institution, including articles of association, on a non-competitive basis;*
- (c) its **goal is not to maximise profit or market share;***
- (d) subject to Union State aid rules, the **central government, regional government or local authority has an obligation to protect the credit institution's viability** or directly or indirectly guarantees at least 90 % of the credit institution's own funds requirements, funding requirements or promotional loans granted;*
- (e) it does not take covered deposits as defined in point (5) of Article 2(1) of Directive 2014/49/EU or in national law implementing that Directive that may be classified as fixed term or savings deposits from consumers (...)*

Annex - Public ownership

LCR level 1 classification



'Par principe, les titres émis par les catégories d'acteurs du secteur financier listées à l'article 7(4) du Règlement LCR ne sont pas éligibles en tant qu'actifs liquides, sauf dans les cas suivants :

- ...
- *L'établissement de crédit appartient à l'une des deux catégories de l'article 10.1.e) du Règlement LCR qui vise certains établissements publics et banques de développement. À ce titre, les titres émis par les entités suivantes sont réputés **respecter les dispositions de l'article 10.1.e** du Règlement LCR : BPI-France Financement et la **Société de Financement Local (SFIL).**'*

ACPR : NOTICE 2025 - Modalités de calcul et de publication des ratios prudentiels dans le cadre de la CRDIV et exigence de MREL (version dated December 17, 2025)

Annex - Public ownership

Letters of support for Sfil and financial support by Sfil for Caffil

"Sfil's shareholding structure is still fully public. Its shareholders will ensure that Sfil's financial solidity is preserved and its economic base protected and will continue to provide it with the necessary support, in accordance with the applicable regulations. CDC confirmed its commitment in a letter of support, completed by a letter of support from the State, in the context of Sfil's continuing status as a State-owned development bank."

Base Prospectus 01.06.2026 – Sfil EMTN Programme – 3. Financial risks

"Since January 31, 2013, Sfil has been the reference shareholder of Caisse Française de Financement Local, a société de crédit foncier subject to the provisions of articles L.513-2 et seq. of the French Monetary and Financial Code, and holds 99.99% of its share capital. Sfil will continue to play the role of reference shareholder of Caisse Française de Financement Local and will hold more than 99.99% of the capital over the long term. Sfil, its reference shareholder Caisse des Dépôts et Consignations and the State will ensure, subject to the European Union rules on State aid, to protect the economic base of Caisse Française de Financement Local and to preserve its financial viability throughout its existence in accordance with the obligations imposed by the banking regulations in force."

Caffil annual financial report 2025 – 1.3.4 Servicing and financing by Sfil

Annex - Leading lender to the local public sector

Low levels of debt and a high degree of financial flexibility

Strict framework

A golden rule ensures sound financial management:

- Operating revenues must **exceed operating expenditures**
- French local authorities are only allowed to **raise debt to finance new investments**.

Budget of French local authorities are reviewed by the **Regional Audit Chambers**.

Under French law, **French local authorities cannot go bankrupt**.

In case of financial difficulty or breach of budget rules, the **Prefect**, as representative of the State, can impose a decrease in **current expenditures** and/or **an increase in discretionary taxes**.

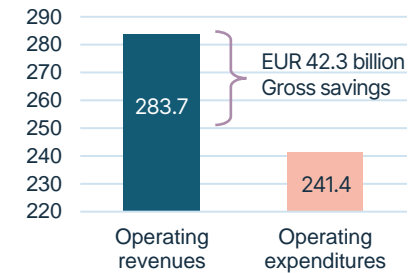
Sound financial position

Gross savings have been relatively stable over recent years.

Low levels of debt and new borrowing

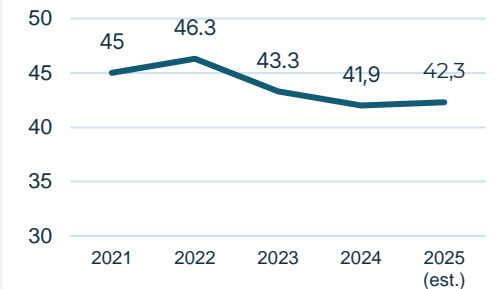
Despite an increasing in borrowing in 2024, French local authorities debt **remains at a low level of 9% of GDP**

2025 estimated operating revenues and expenditures (EUR billion)



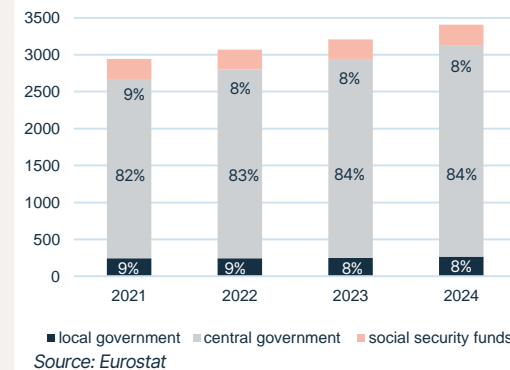
Source: Note de conjoncture 2025, La Banque Postale

French local authorities gross savings (EUR billion)



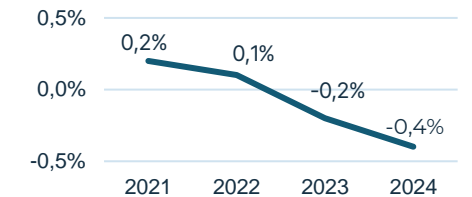
Source: Note de conjoncture 2025, La Banque Postale

French public sector debt split by category (EUR billion)



Source: Eurostat

French local government consolidated surplus / deficit as % of GDP*



*excluding various local gov. bodies (ODAL - organismes divers d'administration locale)

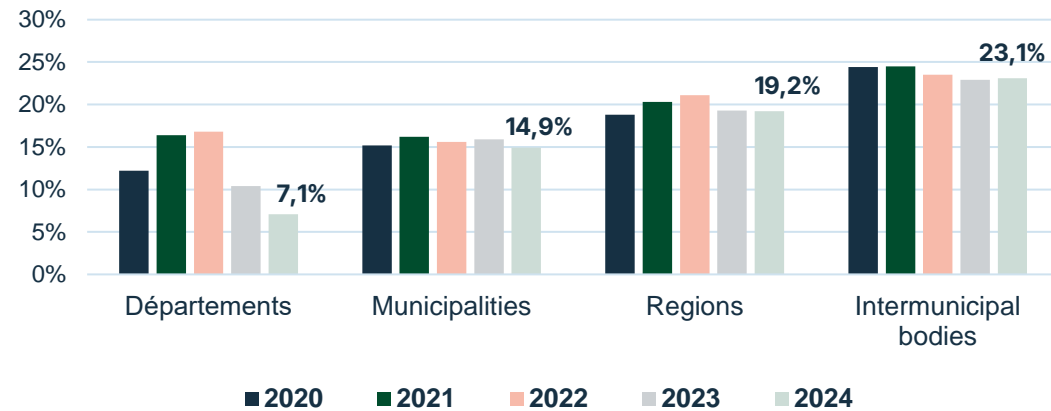
Source: Cours des comptes

Annex - Leading lender to the local public sector

Financial situation of local authorities

Operating surplus for main levels of local government

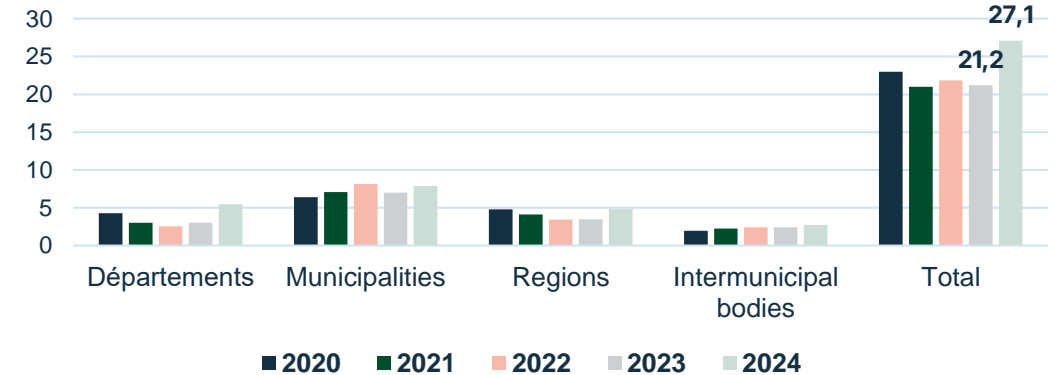
Operating surplus as percentage of operating revenues



- ◀ Gross savings relatively stable for municipalities for 2024, but with a decline for Départements and an increase in borrowing by all types of local authorities (EUR 27 billion), with total debt at EUR 216.5 billion at the end of 2024.
- ◀ Debt repayment capacity deteriorates more sharply for Départements

Sources : Pré-rapport OFGL 2025 et LPFP 2018-2022

New borrowing (in billion EUR)



Debt repayment capacity (in years)

Number of years of gross savings needed to repay debt in full

	2020	2021	2022	2023	2024
Municipalities	5.5	5.0	5.0	4.6	4.8
Départements	4.1	2.8	2.6	4.2	6.5
Regions	6	5.7	5.5	6.1	6.3
Intermunicipal bodies	5.1	4.7	5	4.9	4.9

Annex - Strong financial position

Excellent financial performance

Recurring net banking income reached EUR 221 m in 2025, up by 2% from 2024 **supported by the higher level of activity** and despite rising financing costs related to financial markets volatility.

Recurring operating expenses remained under control at EUR 121 m. The increase from 2024 was related to one-off effects. Cost-to-income ratio improved to 54.6% (vs 53.9% in 2024).

Cost of risk was a EUR 4 m in 2024. It mainly reflected a EUR 6 m impairment charge on French public hospitals due to their difficult financial situation compensated by a EUR 6 m reversal on Italian exposures.

Total balance of expected credit losses reached EUR 48 m in 2025, including EUR 44 m on stages 1 and 2. **Credit risk metrics** (past dues, stage 3 assets and nonperforming exposures) **remained at very low levels** despite a 4% rise in portfolio assets. In particular, **non-performing exposures reached EUR 67 m (less than 0.1% of assets), highlighting the excellent quality of assets held**.

Income before tax increased to EUR 104 m (up by 3% from 2024). Following the exceptional tax contribution charged to large companies (EUR 10 m impact in 2025), **recurring net income reached EUR 67 m (-10% vs 2024)**.

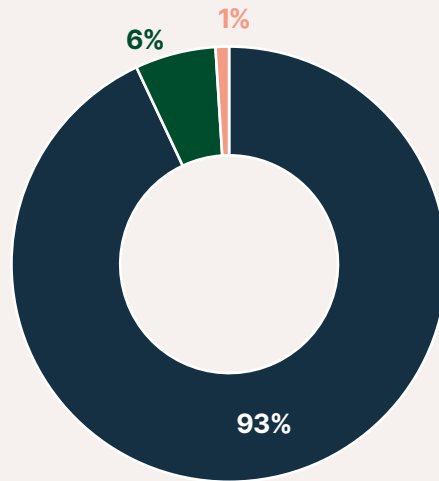
Under the applicable IFRS standards, net banking income reached EUR 254 m (+22% vs 2024). The evolution was driven by a EUR 36 m positive impact due to the value adjustment of financial assets recognized at fair value (vs a EUR 13 m negative impact in 2024). **Reporting net income stood at EUR 96 m (vs EUR 69 m in 2024), representing an all-time high since Sfil's establishment in 2013**.

	Recurring (EUR m)	
	2025	2024
Net banking income	221	217
Operating expenses	(121)	(117)
Gross operating income	100	100
Cost of risk	4	1
Income before tax	104	101
Income tax	(37)	(26)
Net income	67	75

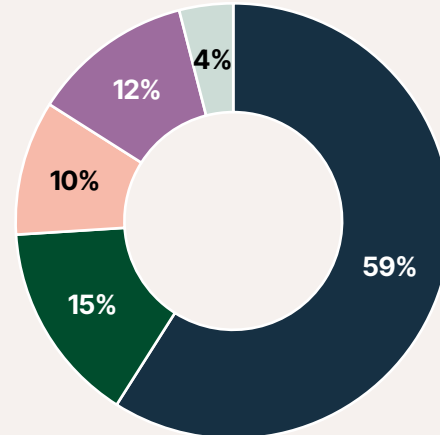
Annex - Strong financial position

Overview of the balance sheet composition

Caffil local public sector portfolio as of December 31st 2025



■ France ■ Italy ■ Other

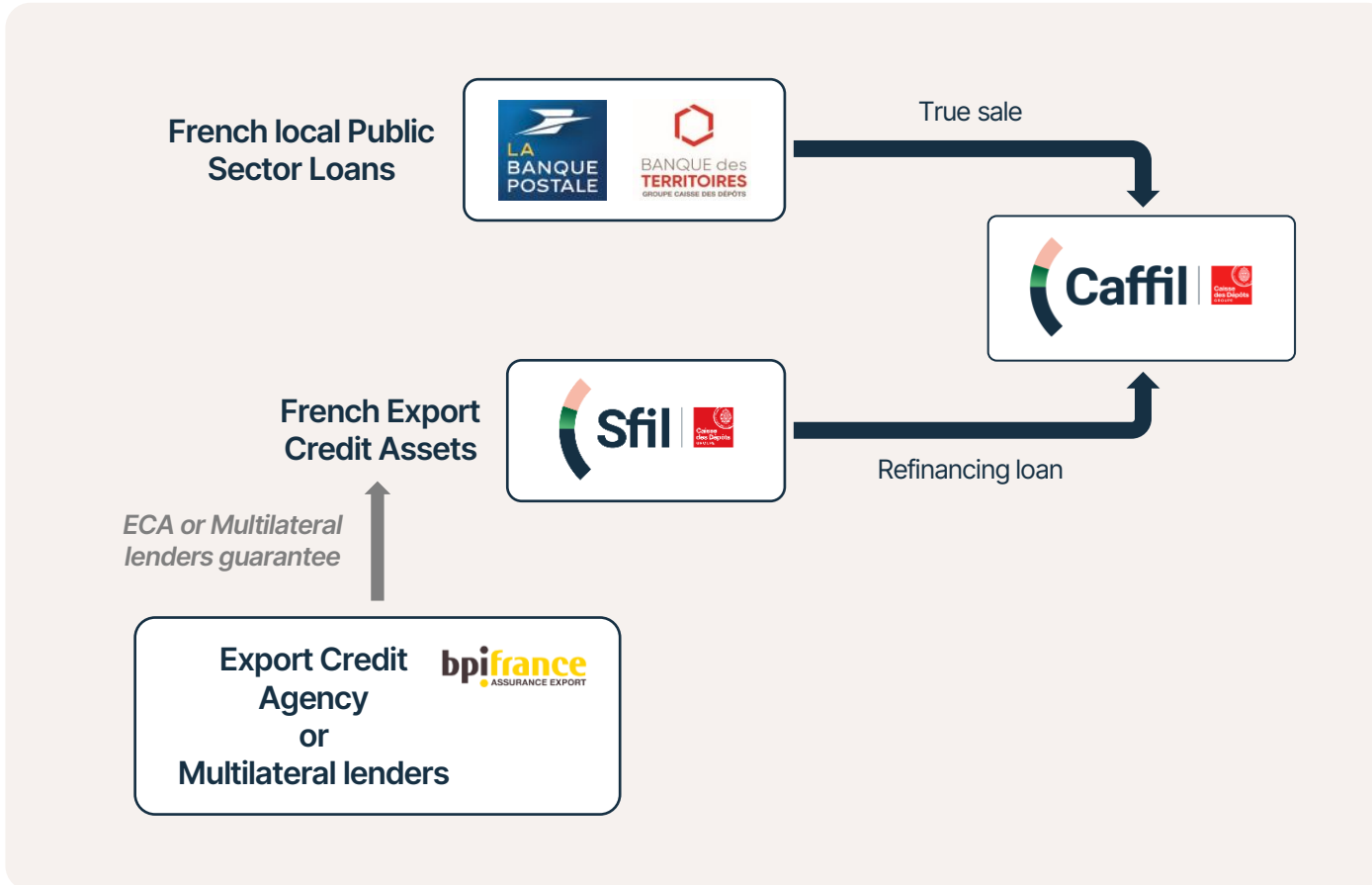


■ Municipalities, associations of municipalities
■ Départements
■ Regions
■ Public Hospitals
■ Other public sector entities

- ◀ The Origination of **new loans is limited to French assets:** Local government and public hospital loans and export loans benefitting from a French State guarantee.
- ◀ The International legacy portfolio is managed in runoff, the cover pool is to be entirely composed of French assets in the long run.

Annex - Strong financial position

Cover pool assets































- ◀ One single cover pool for French local public sector loans and refinancing export loans with French ECA guarantee
- ◀ Transfer of local public sector loans from La Banque Postale and Banque des Territoires **via true sale to Caffil**.
- ◀ Refinancing of export loans via a **refinancing* loan from Caffil to Sfil**.

Annex - Commitment to sustainability

Ten commitments to formulate our contribution to the Sustainable Development Goals (SDGs)

- ◀ Sfil has been a signatory to the **United Nations Global Compact** since 2018. As such, Sfil committed to contribute to the **17 Sustainable Development Goals** of the **UN 2030 Agenda for Sustainable Development**, and to align its strategies and operations with the Global Compact's **Ten Principles** arising from core UN conventions and declarations on Human rights, Labour, Environment and Anti-corruption.
- ◀ In early 2024, Sfil published for the first time its **sustainability policy**. Structured around **10 commitments**, its policy is in line with our corporate purpose. The bank's progress in achieving each of these 10 commitments is monitored based on 48 non-financial KPIs, that are disclosed annually in our sustainability report.

ECOLOGICAL TRANSFORMATION	
1. Gradually align our financing portfolios with the objectives of the Paris Climate Agreement	
2. Accelerate the ecological transition through our financing and customer engagement activities	    
3. Make progress in measuring and taking into account the impact of our financing on biodiversity	 
ECONOMIC DEVELOPMENT AND SOVEREIGNTY	
4. Contribute to regional reindustrialisation, increased strategic autonomy and the development of essential infrastructures by supporting major French exporters	  
SOCIAL AND REGIONAL COHESION	
5. Support regional development by ensuring stable financing for local authorities	
6. Promote social and regional cohesion through our financing and sponsorship activities	    
7. Advance health care by supporting the investments of public health institutions	
LEADING BY EXAMPLE	
8. Step up ESG integration	
9. Be a responsible employer that protects and engages with its employees while valuing their diversity	    
10. Manage the environmental and societal impact of our internal operations	   

Annex - Commitment to sustainability

Estimating risk through climate and environmental rating of the local public sector

The **Climate and Environmental (C&E)** rating developed by Sfil is in line with banking (ECB) and European (CSRD) regulations requiring banks to integrate climate and environmental risks into their risk management systems.

The C&E rating focuses on the “Outside-In” challenges of the **double materiality principle**, i.e. the impact of environmental factors on the solvency of local authorities:

- All French local authorities are covered by the approach
- The approach is quantitative and based on a mass collection of information,
- It covers almost 20 risks and the 3 main risk families (transition risk, physical risks linked to climate and the environment).

As a structuring principle of European regulations, double materiality consists of taking into account two distinct dimensions:

- financial materiality (outside-in):** the positive and negative impacts of the environment (economic, social, natural) on the entity
- impact materiality (inside-out):** the positive and negative impacts of the entity on the environment

The Climate and Environmental rating is the combination of the 3 estimated risk categories:

① **Transition risks: rated from A to E** -----

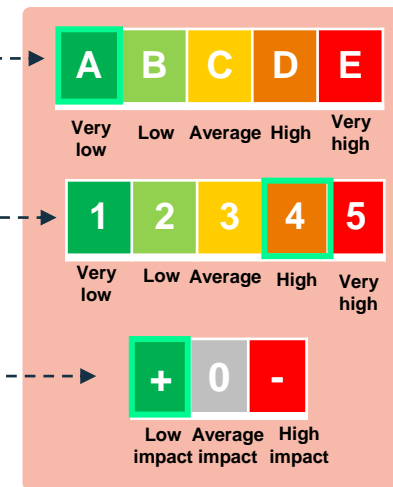
- Risk of non-alignment with decarbonization trajectories
- Dependence on emitting industries

② **Physical risks: rated from 1 to 5** -----

- Acute climatic risks (earthquakes, cyclones & storms, drought, floods, heatwaves, forest fires)
- Chronic climatic risks (clay shrinkage and swelling, sea-level rise, coastal erosion, loss of snow cover)

③ **Chronic environmental risks expressed as Outlook + to -** -----

- Water stress, loss of biodiversity, pollution (air, water, soil and waste)



Community with an overall rating of A4+: i.e. low transition risk, high physical risk and low environmental impact.

Annex - Commitment to sustainability

Sfil's carbon footprint

Operational carbon footprint

The total direct and indirect emissions generated in the operational scope of Sfil for 2024 was **5 233 tCO₂**, down by 3.5% compared to 2023.
- Use of the location-based approach in the GHG Protocol methodology for calculation

In 2024, Sfil continued the work begun in 2022 to assess the **carbon footprint of our portfolios**, i.e. greenhouse gas (GHG) emissions, of its loans portfolio to local authorities and public hospitals and its export credit portfolio. The methodology is based on the international standards developed by the **Greenhouse Gas (GHG) Protocol** and the **Science Based Targets (SBTi) initiative**.

Total for financed emissions

GHG emissions in absolute value in 2024 : 7 147 ktCO₂e

The valuation covered 81% of exposures* in the portfolio at December 31, 2024.

French local public sector

GHG emissions in absolute value in 2024 : 5 658 ktCO₂e

vs. 5 726 ktCO₂e in 2021

Share of the portfolio: 72%

The **portfolio intensity** is gradually decreasing (**125 gCO₂e/€** in 2024 vs 129 gCO₂e/€ in 2021) due to an increased proportion of green loans and social loans in the portfolio (x 3.9 over the period), which are less emissive.

Footprint allocation mainly concentrated on two budget functions: '**transport, roads and highways**' (72%) and '**building**' functions (23%).

Export credit

GHG emissions in absolute value in 2024 : 1 489 ktCO₂e

vs. 1 015 ktCO₂e in 2021

Share of the portfolio: 9%

The increase observed since the first measurement in 2021 was related to the **growth of this activity**.

In absolute terms, **infrastructure** was the main contributor to the financed emissions in 2024 (43%) and **maritime transport** the second-largest contributor (35%).

The indicators presented were based on the best information available at the measurement date. The measure of financed emissions relied on multiple data sources, and in particular public information that is extrapolated in order to be applied to a part of the portfolio (on different customer types and levels). The lack of available data and their timeliness can have a very significant impact on the reference indicator. Based on these findings, Sfil will update its methodology when the underlying data and methodologies specific to each scope are improved.

Annex - Commitment to sustainability

2030 greenhouse gas emission reduction targets

DECARBONIZATION PATHWAYS TO 2030

Sfil is committed to gradually aligning its financing portfolios with **trajectories compatible with the Paris Climate Agreement**: at 31 December 2024, **71% of the exposures in the portfolio** were aligned or covered by a target aligned with the objectives of the Paris Climate Agreement.



Local public sector financing

- ▶ **Reduce by 42% the monetary intensity of the loan portfolio** on scopes 1, 2 and 3 (upstream and downstream), with reference to SNBC (French National Low-Carbon Strategy, in line with the Paris Climate Agreement) - from 125 gCO₂e/€ financed to **76 gCO₂e/euro by 2030**
- ▶ Portfolio in run-off automatically excluded from the portfolio's decarbonization trajectory (less than 2% of outstanding loans to the French local public sector)



Export financing

- ▶ **Fossil energy**: no financing of any new project related to **coal, oil and gas**.
- ▶ **Power Generation**: financing **limited to low-carbon energy projects** or more selectively gas-fired power plants that **improve the carbon intensity of the energy mix** in destination countries
- ▶ **Shipping**: adherence in April 2025 to the **Poseidon Principles**, which provide a common framework for assessing and disclosing the climate alignment of shipping finance portfolios.

Decarbonization levers between 2024 - 2030



Sfil plans to mobilize over the 2024 - 2030 period:

- ▶ **EUR 17.5 billion in lending dedicated to the ecological and energy transition** via Green loans to **local authorities** and the **refinancing of export loans** with environmental and climate benefits
- ▶ **EUR 12 billion in social loans** to finance public hospitals and social investments by French local authorities

Annex - Covered bond and SSA issuance

Caffil – 2014 - 2021 public issuance

Issue date	Transaction	Volume	Spread vs MS	Spread vs OAT
September 2021	0.500% CAFFIL 01/10/2046	EUR 500 m	+ 12 bps	- 11 bps
September 2021	0.010% CAFFIL 01/10/2029	EUR 750 m	- 1 bps	+ 12 bps
June 2021	0.125% CAFFIL 30/06/2031	EUR 1 bn	+ 4 bps	+ 4 bps
April 2021	0.100% CAFFIL 27/04/2029	EUR 750 m	- 2 bps	+ 7.1 bps
February 2021	0.125% CAFFIL 15/02/2036	EUR 750 m	+2 bps	+6.3 bps
January 2021	0.010% CAFFIL 18/03/2031	EUR 1.5 bn	+ 3 bps	+ 10.1 bps
October 2020	0.010% CAFFIL 19/10/2035	EUR 750 m	+ 7 bps	+ 7 bps
September 2020	0.010% CAFFIL 22/02/2028	EUR 1.5 bn	+ 4 bps	+ 11 bps
June 2020	0.010% CAFFIL 24/06/2030	EUR 1 bn	+ 7 bps	+ 2 bps
April 2020	0.010% CAFFIL 07/05/2025	EUR 1 bn	+ 22 bps	+ 31 bps
February 2020	0.375% CAFFIL 13/02/2040	EUR 750 m	+ 5 bps	+ 5.1 bps
November 2019	0.100% CAFFIL 13/11/2029	EUR 750 m	+ 2 bps	+ 13.2 bps
February 2019	0.500% CAFFIL 19/02/2027	EUR 1 bn	+ 11 bps	+ 25 bps
January 2019	0.500% CAFFIL 16/01/2034	EUR 500 m	+ 31 bps	+34 bps
January 2019	0.500% CAFFIL 16/01/2025	EUR 750 m	+ 16 bps	+ 36 bps
June 2018	1.500% CAFFIL 26/06/2038	EUR 500 m	+14 bps	+26 bps
April 2018	1.000% CAFFIL 25/04/2028	EUR 1.5 bn	+4 bps	+26.5 bps
January 2018	1.125% CAFFIL 19/01/2033	500 m	Flat	+10 bps
January 2018	0.500% CAFFIL 19/01/2026	1 bn	-10 bps	+17 bps
September 2017	0.750% CAFFIL 27/09/2027	EUR 750 m	-2 bps	+13 bps
May 2017	1.250% CAFFIL 11/05/2032	EUR 750 m	+20 bps	+14 bps
May 2017	0.375% CAFFIL 11/05/2024	EUR 1 bn	-5 bps	+15 bps
January 2017	0.750% CAFFIL 11/01/2027	EUR 1.5 bn	+8 bps	+1.5 bps
November 2016	1.125% CAFFIL 01/12/2031	EUR 500 m	+17 bps	+1 bps
June 2016	0.375% CAFFIL 23/06/2025	EUR 1 bn	+4 bps	+14 bps
April 2016	0.625% CAFFIL 13/04/2026	EUR 1.25 bn	+14 bps	+26 bps
January 2016	0.500% CAFFIL 13/04/2022	EUR 1 bn	+7 bps	+25 bps
January 2016	1.500% CAFFIL 13/01/2031	EUR 500 m	+25 bps	+8 bps
October 2015	0.625% CAFFIL 26/01/2023	EUR 1 bn	+5 bps	+20.5 bps
September 2015	1.125% CAFFIL 09/09/2025	EUR 1 bn	+3 bps	-5.5 bps
April 2015	0.200% CAFFIL 27/04/2023	EUR 1 bn	-11 bps	+9 bps
January 2015	1.250% CAFFIL 22/01/2035	EUR 500 m	+19 bps	+4 bps
September 2014	0.375% CAFFIL 16/09/2019	EUR 1.25 bn	-1 bp	+21 bps
April 2014	3.000% CAFFIL 02/10/2028	EUR 1 bn	+37 bps	+2 bps
January 2014	2.375% CAFFIL 17/01/2024	EUR 1 bn	+36 bps	+6 bps

Green bond Social bond

Annex - Covered bond and SSA issuance

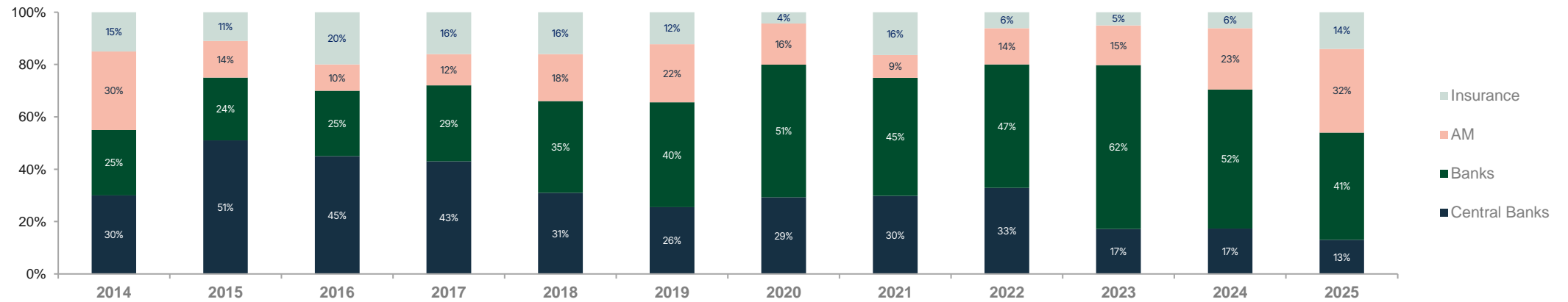
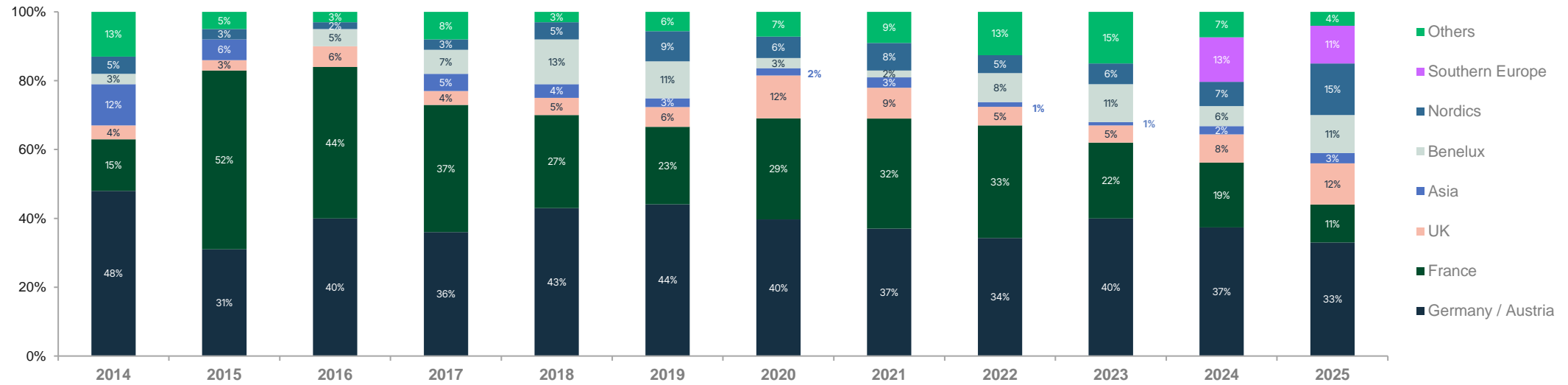
Caffil – 2022 - 2026 ytd public issuance

Issue date	Transaction	Volume	Spread vs MS	Spread vs OAT
May 2026	3.625% CAFFIL 27/05/2036	EUR 750 m	+ 51 bps	- 16 bps
April 2026	3.25% CAFFIL 24/11/2032	EUR 1 bn	+ 40 bps	+ 2 bps
April 2026	1.06% CAFFIL 26/05/2036	CHF 130 m	SARON MS + 48 bps	-
February 2026	3% CAFFIL 03/03/2034	EUR 1 bn	+ 40 bps	- 5 bps
January 2026	3.375% CAFFIL 16/01/2036	EUR 1 bn	+ 51 bps	- 16 bps
October 2025	3% CAFFIL 24/05/2033	EUR 1.25 bn	+ 61 bps	+ 1 bps
August 2025	2.875% CAFFIL 08/09/2032	EUR 750 m	+ 52 bps	- 11 bps
May 2025	3.375% CAFFIL 22/05/2037	EUR 500 m	+ 76 bps	- 10 bps
April 2025	3.25% CAFFIL 17/04/2035	EUR 1 bn	+ 71 bps	- 9 bps
January 2025	3.125% CAFFIL 20/07/2033	EUR 1.25 bn	+ 69 bps	- 8 bps
November 2024	2.625% CAFFIL 29/11/2029	EUR 1 bn	+ 57 bps	+ 14 bps
September 2024	2.75% CAFFIL 03/10/2031	EUR 1.25 bn	+ 50 bps	+ 18.5 bps
May 2024	3.125% CAFFIL 17/05/2039	EUR 500 m	+ 45 bps	+ 2 bps
March 2024	3% CAFFIL 19/03/2036	EUR 500 m	+ 45 bps	+ 16.5 bps
January 2024	3.125% CAFFIL 24/11/2033	EUR 1 bn	+ 47 bps	+ 34 bps
November 2023	3.5% CAFFIL 20/03/2029	EUR 500 m	+ 34 bps	+ 49 bps
October 2023	3.625% CAFFIL 19/01/2029	EUR 750 m	+ 32 bps	+ 55 bps
March 2023	3.5% CAFFIL 16/03/2032	EUR 750 m	+ 27 bps	+ 37 bps
January 2023	2.875% CAFFIL 30/01/2030	EUR 1 bn	+ 24 bps	+ 54.5 bps
November 2022	3.125% CAFFIL 16/11/2027	EUR 750 m	+ 12 bps	+ 62.3 bps
October 2022	3.25% CAFFIL 19/02/2029	EUR 1 bn	+ 11 bps	+ 83 bps
May 2022	1.875% CAFFIL 25/05/2034	EUR 500 m	+ 12 bps	+ 28 bps
April 2022	1.125% CAFFIL 12/06/2028	EUR 1 bn	+ 5 bps	+ 39 bps
January 2022	0.625% CAFFIL 20/01/2042	EUR 500 m	+ 6 bps	- 7 bps
January 2022	0.25% CAFFIL 20/01/2032	EUR 750 m	- 1 bps	+ 9 bps

Green bond Social bond

Annex - Covered bond and SSA issuance

Caffil – Breakdown of 2014 – 2025 Benchmark issue



Annex - Covered bond and SSA issuance

Sfil – 2016 – 2026 Ytd – USD and EUR Benchmark issuance

EUR benchmark issuance

Issue date	Transaction	Volume	Spread vs MS	Spread vs OAT
April 2026	3.5% SFIL 07/03/2033	EUR 1 bn	+ 61 bps	+ 18 bps
January 2026	3% SFIL 23/05/2031	EUR 1bn	+ 48 bps	+ 20 bps
July 2025	3% SFIL 23/06/2032	EUR 1 bn	+ 68 bps	+ 20 bps
January 2025	3% SFIL 24/09/2030	EUR 1.5 bn	+ 66 bps	+ 18 bps
July 2024	3.125% SFIL 17/09/2029	EUR 1.25 bn	+ 39 bps	+ 29 bps
January 2024	2.875% SFIL 22/01/2031	EUR 1.25 bn	+ 35 bps	+ 43 bps
April 2023	3.25% SFIL 25/10/2030	EUR 750 m	+ 17 bps	+ 42 bps
January 2023	2.875% SFIL 18/01/2028	EUR 1.5 bn	+ 12.5 bps	+ 45 bps
September 2022	3.25% SFIL 05/10/2032	EUR 500 m	+ 4 bps	+ 40 bps
April 2022	1.5% SFIL 05/03/2032	EUR 1 bn	+ 0 bp	+ 26 bps
November 2021	0.25% SFIL 01/12/2031	EUR 500 m	+ 11 bps	+ 19 bps
May 2021	0.050% SFIL 04/06/2029	EUR 1 bn	+ 12 bps	+ 18 bps
November 2020	0.000% SFIL 13/11/2028	EUR 500 m	+ 9 bps	+ 23 bps
Mai 2019	0.000% SFIL 24/05/2024	EUR 1 bn	+ 3,8 bps	+ 29 bps
January 2018	0.750% SFIL 06/02/2026	EUR 1 bn	-5 bps	+ 20 bps
November 2017	0.100% SFIL 18/10/2022	EUR 1 bn	- 13.4 bps	+ 21 bps
November 2016	0.125% SFIL 18/10/2024	EUR 1 bn	Flat	+ 21 bps

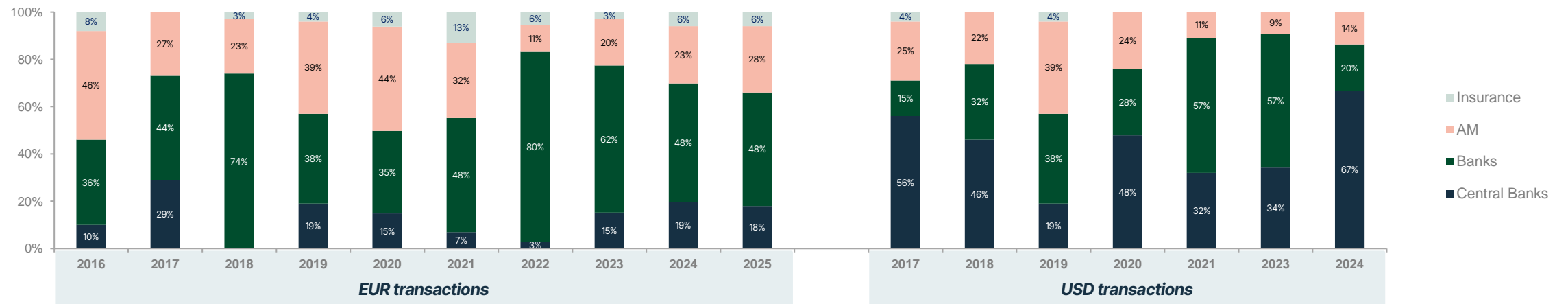
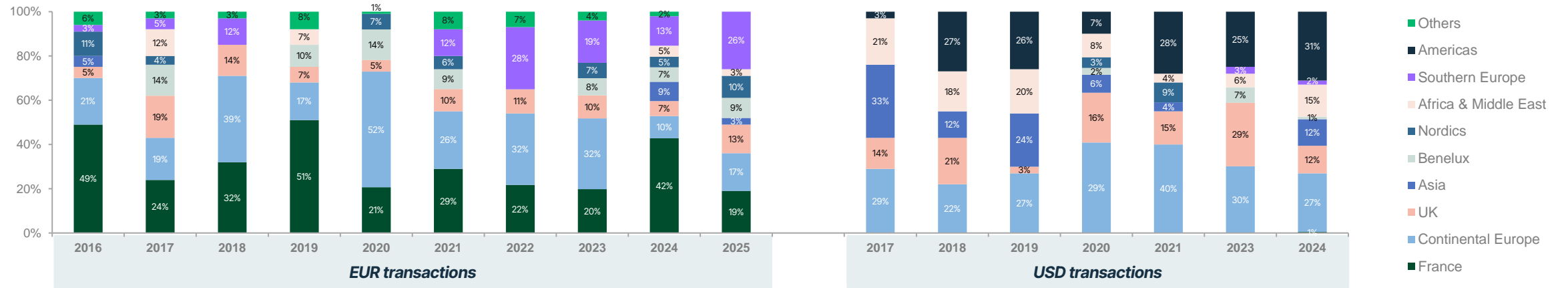
USD benchmark issuance

Issue date	Transaction	Volume	Spread vs MS	Spread vs UST
April 2024	5% SFIL 26/04/2027	USD 1 bn	+ 40 bps	+ 25 bps
September 2023	4.875% SFIL 03/10/2028	USD 500 m	+ 54 bps	+ 32.8 bps
February 2021	0.625% SFIL 09/02/2026	USD 1 bn	+ 17 bps	+ 18 bps
May 2020	0.500% SFIL 27/05/2023	USD 1.25 bn	+ 31 bps	+ 38 bps
April 2019	2.625% SFIL 25/04/2022	USD 1.25 bn	+ 18 bps	+ 24.8 bps
June 2018	3.000% SFIL 21/06/2021	USD 1 bn	+ 19 bps	+ 42 bps
June 2017	2.000% SFIL 30/02/2020	USD 1 bn	+ 33 bps	+ 49.3 bps

 Green bond

Annex - Covered bond and SSA issuance

Sfil – Breakdown of 2016 – 2025 Benchmark issue

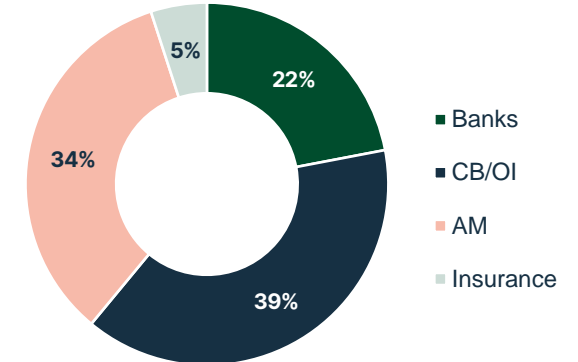
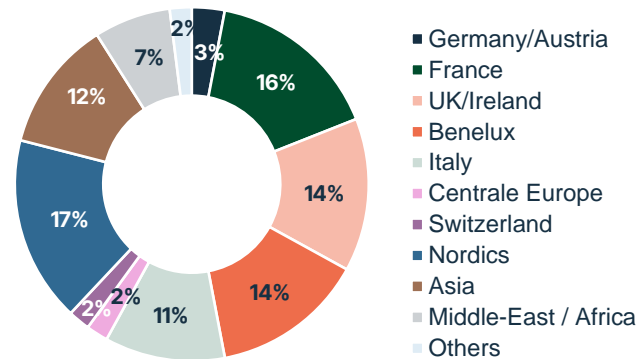


Annex - Covered bond and SSA issuance

2026 SSA issuance

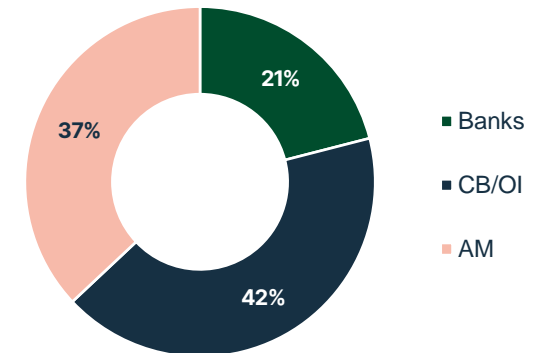
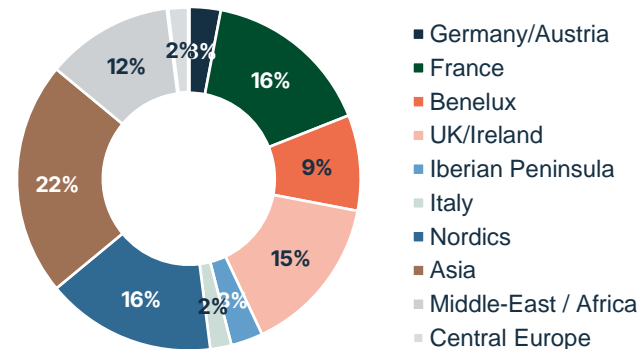
EUR 1 billion SFIL 2026/2031

Coupon	3%
Trade date	16/01/2026
Maturity date	23/05/2031
Reoffer Spread	MS +48 BP OAT +20 BP
Orderbook	EUR 3.4 billion 75 orders



EUR 1 billion SFIL 2026/2033

Coupon	3.5%
Trade date	29/04/2026
Maturity date	07/03/2033
Reoffer Spread	MS +61 BP OAT +18 BP
Orderbook	EUR 2.25 billion 55 orders

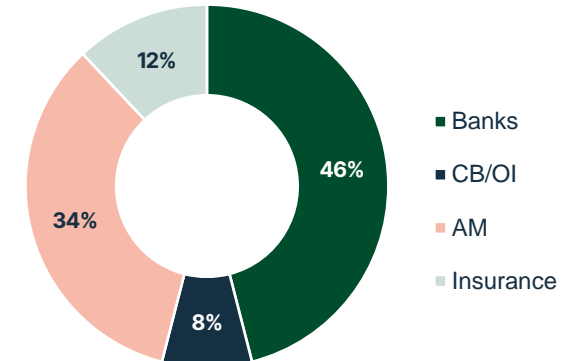
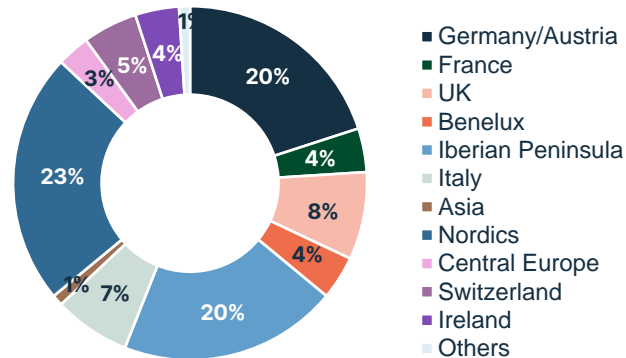


Annex - Covered bond and SSA issuance

2026 Covered bond issuance

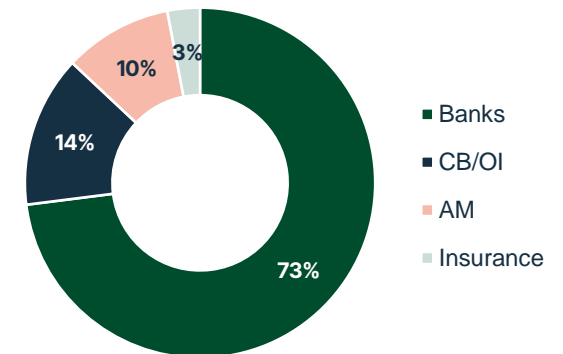
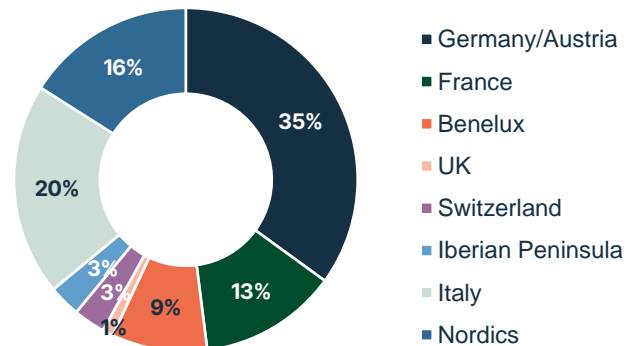
EUR 1 billion CAFFIL 2026/2036

Coupon	3.375%
Trade date	09/01/2026
Maturity date	16/01/2036
Reoffer Spread	MS +51 BP OAT -16 BP
Orderbook	EUR 10.1 billion 180 orders



EUR 1 billion CAFFIL 2026/2032

Coupon	3.25%
Trade date	17/04/2026
Maturity date	24/11/2032
Reoffer Spread	MS +40 BP OAT +2 BP
Orderbook	EUR 1.9 billion 60 orders

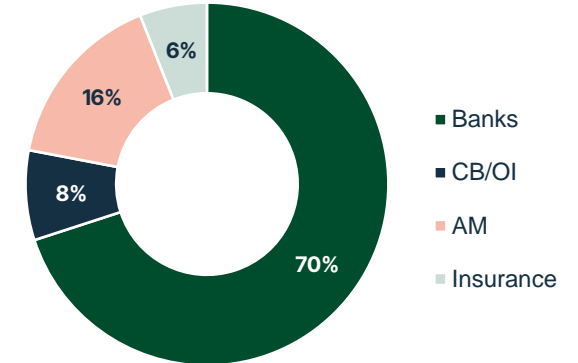
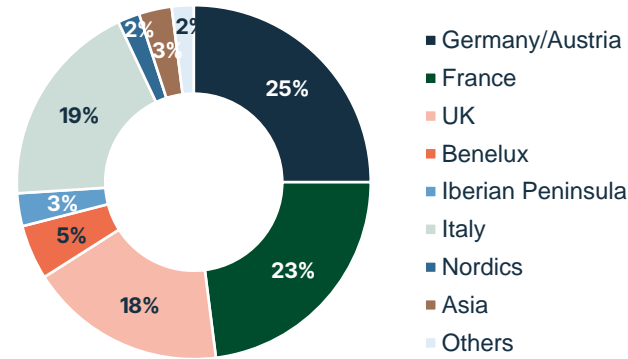


Annex - Covered bond and SSA issuance

2026 ESG issuance

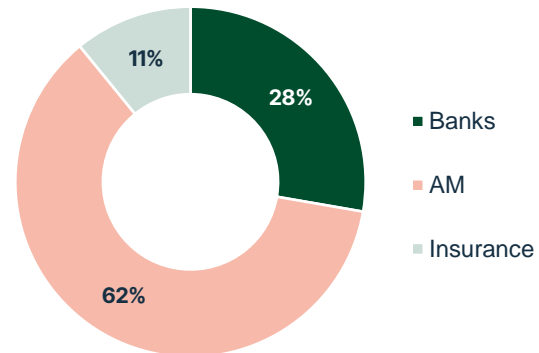
EUR 1 billion CAFFIL 2026/2034 – Social Bond

Coupon	3%
Trade date	20/02/2026
Maturity date	03/03/2034
Reoffer Spread	MS +40 BP OAT -5 BP
Orderbook	EUR 2.1 billion 70 orders



CHF 130 m CAFFIL 2026/2036 – Green Bond

Coupon	1.06%
Trade date	23/04/2026
Maturity date	26/05/2036
Reoffer Spread	SARON MS +48 BP
Orderbook	25 orders

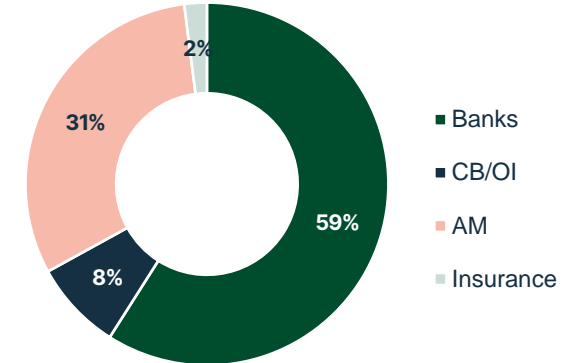
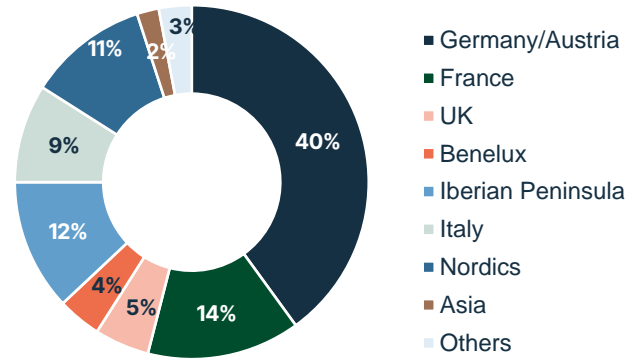


Annex - Covered bond and SSA issuance

2026 ESG issuance

EUR 750 m CAFFIL 2026/2036 – Green Bond




Coupon	3.625%
Trade date	19/05/2026
Maturity date	27/05/2036
Reoffer Spread	MS +51 BP OAT -16 BP
Orderbook	EUR 2.8 billion 100 orders



Annex - ESG issuance program

Green, Social & Sustainability Bond Framework - Asset selection, Management of Proceeds, Reporting & Second Party Opinion

Process for asset selection and evaluation

- 1. Eligible green & social loans assessed against Sfil governance guidelines, principles and management systems** (exclusion policy, corruption risks, etc.)
- 2. Dedicated processes for selection & evaluation applicable to eligible loans depending on the type of activity:**
 -  **French local authorities:** origination of green & social loans by La Banque Postale and Banque des Territoires (specific loan documentation) and classification as eligible verified by Sfil
 -  **French public hospitals:** extra financial analysis of public hospitals to assess Healthcare Added Value (HAV) is part of the credit decision process (HAV calculation is based on internal methodology)
 -  **Large French export contracts:** enforced diligence process to ensure that relevant environmental and social (E&S) safeguards are met including analysis of loans eligibility and review of exporter's E&S commitments by Sfil
- 3. Green, Social & Sustainability Bond Committee** (meetings at least twice a year): review and validation of selection of eligible green & social loans, management of framework updates, review & validation of annual reporting

Management of Proceeds

- Bonds Proceeds allocation managed on a **transaction-by-transaction approach**
- Look-back period max. **3 years before issuance**

Reporting

- The year following the issuance of the bond** and then on an annual basis until full allocation
- Verification** of allocated amounts by independent third-party

Second Party Opinion



"Sustainable Fitch considers transactions under Sfil's green, social and sustainability bond framework, published in November 2024, to be aligned with the ICMA's 2021 GBP, 2023 SBP and 2021 Sustainability Bond Guidelines."

Annex - ESG issuance program

Green issuance since 2019

Characteristics	Green bonds								
	Caffil 10Y 2026	Caffil 10Y 2026	Caffil 10Y 2025	Sfil 5Y 2024	Caffil 5Y 2023	Caffil 5Y 2022	Sfil 10Y 2021	Sfil 8Y 2020	Caffil 10Y 2019
Issued volume	EUR 750 m	CHF 130 m	EUR 1 000 m	EUR 1 250 m	EUR 750 m	EUR 750 m	EUR 500 m	EUR 500 m	EUR 750 m
Trade date	19/05/2026	23/04/2026	10/04/2025	10/07/2024	10/10/2023	08/11/2022	23/11/2021	13/11/2020	05/11/2019
Maturity date	27/05/2036	26/05/2036	17/04/2035	19/07/2029	19/01/2029	16/11/2027	01/12/2031	13/11/2028	13/11/2029
Coupon	3.625%	1.06%	3.25%	3.125%	3.625%	3.125%	0.25%	0%	0.1%
Number of investors	100	25	100	110	115	57	40	100	100
Orderbook	EUR 2.8 bn	-	EUR 2.2 bn	EUR 4.3 bn	EUR 3.5 bn	EUR 1.6 bn	EUR 750 m	EUR 2.5 bn	EUR 2.5 bn
Over-subscription rate	X3.7	-	x2.2	x3.4	x4.7	x2.1	x1.5	x5	x3.3
Framework used	GSS* Bond Framework (2024)			GSS* Bond Framework (2022)			Green Bond Framework (2019)		
Use of Proceeds	Green investments by French local authorities and green French export contracts				Eligible green investments by French local authorities				
<i>Territorial mobility & soft urban transport</i>	To be published in 2027		To be published in 2026	23%	35%	20%	25%	47%	44%
<i>Sustainable water & sanitation</i>				34%	42%	45%	27%	31%	32%
<i>Waste management & valuation</i>				9%	10%	18%	7%	9%	21%
<i>Energy efficiency of construction & urban development</i>				16%	12%	17%	38%	12%	2%
<i>Renewable energy</i>				18%	1%	0%	3%	1%	1%
Last available report				July 2025	October 2024	November 2023	December 2022	November 2021	November 2020

Annex - ESG issuance program

Social issuance since 2019 under the Social Note Framework

Characteristics	Social bonds dedicated to the financing of French public hospitals					
	Caffil 12Y 2024	Caffil 5Y 2023	Caffil 12Y 2022	Caffil 8Y 2021	Caffil 5Y 2020	Caffil 8Y 2019
Issued volume	EUR 500 m	EUR 500 m	EUR 500 m	EUR 750 m	EUR 1 000 m	EUR 1 000 m
Trade date	11/03/2024	13/11/2023	18/05/2022	19/04/2021	28/04/2020	12/02/2019
Maturity date	19/03/2036	20/03/2029	25/05/2034	27/04/2029	07/05/2025	19/02/2027
Coupon	3%	3.5%	1.875%	0.01%	0.01%	0.5%
Number of investors	89	60	29	60	115	110
Orderbook	EUR 2.9 bn	EUR 1.3 bn	EUR 720 m	EUR 1.5 bn	EUR 4.5 bn	EUR 2.6 bn
Over-subscription rate	x5.8	x2.6	x1.4	x2	x4.5	x2.6
Framework used	Social Note Framework					
Last available report	July 2025					

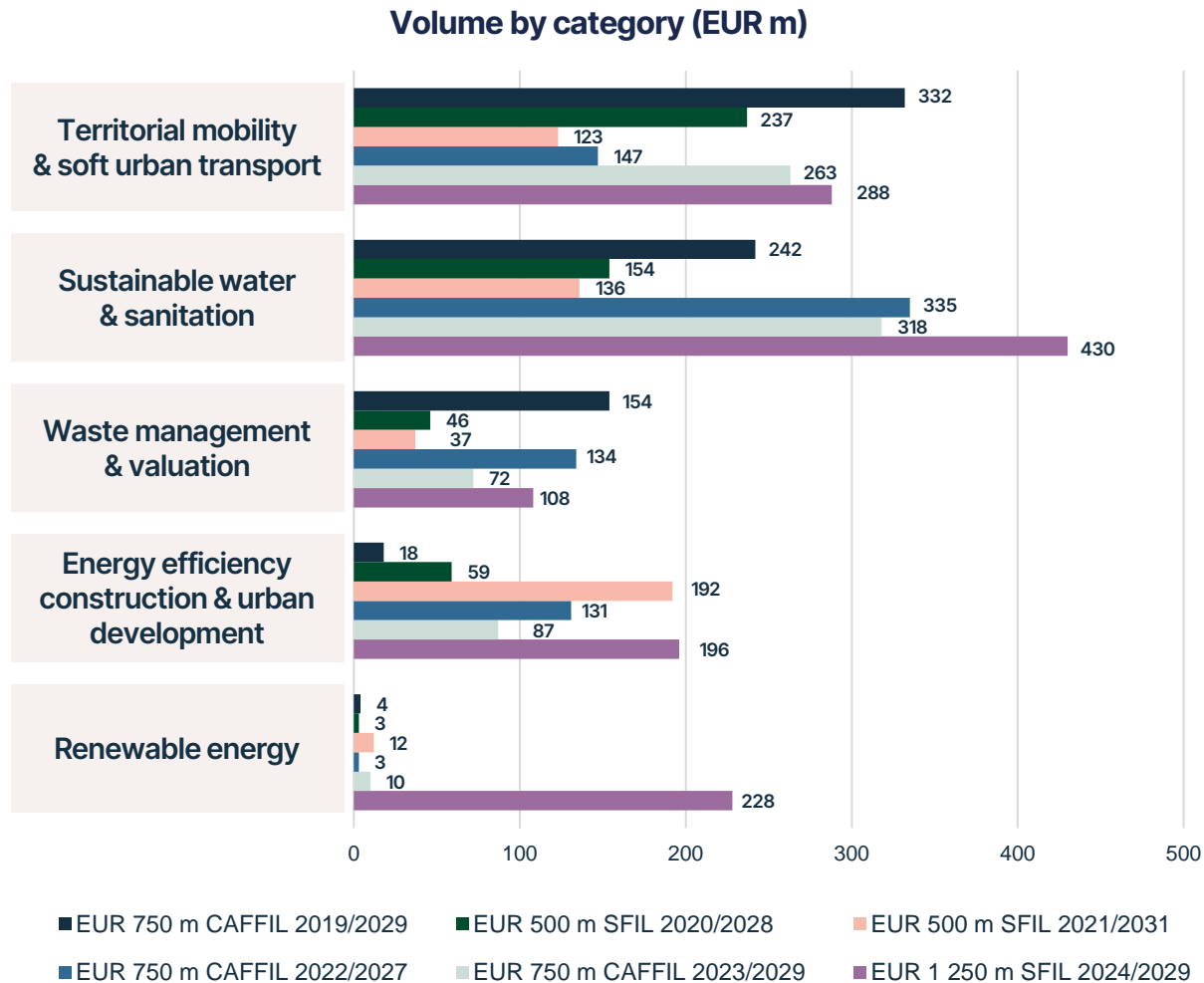
Annex - ESG issuance program

Social issuance

Characteristics	Social bonds			
	Caffil 8Y 2026	Caffil 7Y 2025	Caffil 12Y 2025	Caffil 7Y 2024
Issued volume	EUR 1 000 m	EUR 750 m	EUR 500 m	EUR 1 250 m
Trade date	20/02/2026	29/08/2025	15/05/2025	25/09/2024
Maturity date	03/03/2034	08/09/2032	22/05/2037	03/10/2031
Coupon	3%	2.875%	3.375%	2.75%
Number of investors	70	55	65	70
Orderbook	EUR 2.1 bn	EUR 1.1 bn	EUR 1.7 bn	EUR 1.5 bn
Over-subscription rate	x2.1	x1.5	x3.4	x1.2
Framework used	GSS* Bond Framework (2024)			GSS* Bond Framework (2022)
Use of Proceeds	Social investments by French local authorities, social French export contracts and French public hospitals		Social investments by French local authorities and social French export contracts	Social investments by French local authorities
<i>Renewal & Cohesion of territories</i>	To be published in 2027	To be published in 2026	23%	
<i>Public Education</i>			32%	
<i>Public Sport & Culture</i>			20%	
<i>Public Healthcare</i>			6%	
<i>Emergency services</i>			19%	
Last available report				July 2025

Annex - ESG issuance program

Green Bond Reporting Summary



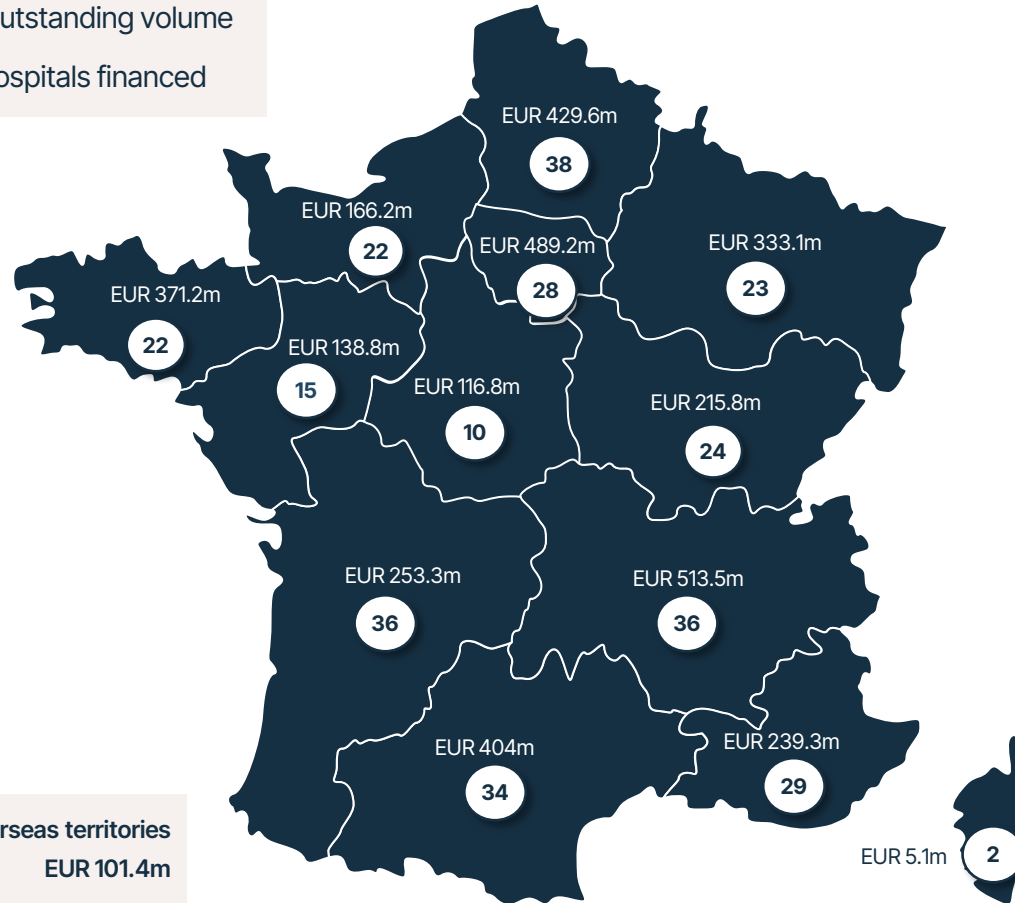
- ◀ Overall Green Loans with a total volume of **EUR 4.5 billion** have been allocated to the six **Green Bond** transactions.
- ◀ In total, the six Green Bond transactions have contributed to the financing of more than to **1 200 different green investment projects** by French local authorities.
- ◀ The financing provided by the six Green Bond transactions will lead to **estimated annual reductions in CO₂ emissions of 182 563 t**.
- ◀ Our green loan program aims to **provide smaller local authorities with an access to green financing** with a minimum amount for green loans lowered to EUR 300 k.

Annex - ESG issuance program

Social Bond Reporting Summary

EUR 3.78 billion - Outstanding volume

324 Number of hospitals financed



- ◀ The total outstanding amount as of March 31st is **EUR 3.78 billion**.
- ◀ Loans to **324 public hospitals** are included in the healthcare portfolio. The number of public hospitals in the healthcare portfolio has increased since the last reporting with 318 included in the healthcare portfolio as of December 31st 2023.
- ◀ Sfil Group public hospitals financing covers the entire French territory, all metropolitan regions are covered.

Contacts



Ralf Berninger, CFA

Head of Investor Relations & Sustainability

Tel : + 33 (0)1 7328 8807

ralf.berninger@sfil.fr

investorrelations@sfil.fr



Mathilde Sobol

Investor Relations & Sustainability

Tel : + 33 (0)1 7328 8414

mathilde.sobol@sfil.fr

investorrelations@sfil.fr



Olivier Eudes

Head of ALM & Financial Markets

Tel : + 33 (0)1 3013 3908

olivier.eudes@sfil.fr



Gonzague Veillas

Head of Funding & Treasury

Tel : + 33 (0)1 30133909

gonzague.veillas@sfil.fr



Prisca Sabarros

Funding & Treasury

Tel : + 33 (0)1 7328 8919

prisca.sabarros@sfil.fr



Jérôme Tardiveau

Funding & Treasury

Tel : + 33 (0)1 7328 8433

jerome.tardiveau@sfil.fr



Anne Ducreux

Funding & Treasury

Tel : + 33 (0)1 7328 8938

anne.ducreux@sfil.fr