

MOODY'S

INVESTORS SERVICE

CREDIT OPINION

27 December 2023

Update



Send Your Feedback

RATINGS

SFIL

Domicile	France
Long Term CRR	Aa2
Type	LT Counterparty Risk Rating - Fgn Curr
Outlook	Not Assigned
Long Term Debt	Aa2
Type	Senior Unsecured - Fgn Curr
Outlook	Stable
Long Term Deposit	Aa2
Type	LT Bank Deposits - Dom Curr
Outlook	Stable

Please see the [ratings section](#) at the end of this report for more information. The ratings and outlook shown reflect information as of the publication date.

Contacts

Roland Auquier +33.1.5330.3341
VP-Senior Analyst
roland.auquier@moodys.com

Pablo Alvarado +33.1.5330.3352
Andonegui
Sr Ratings Associate
pablo.alvaradoandonegui@moodys.com

Alain Laurin +33.1.5330.1059
Associate Managing Director
alain.laurin@moodys.com

SFIL

Update to credit analysis

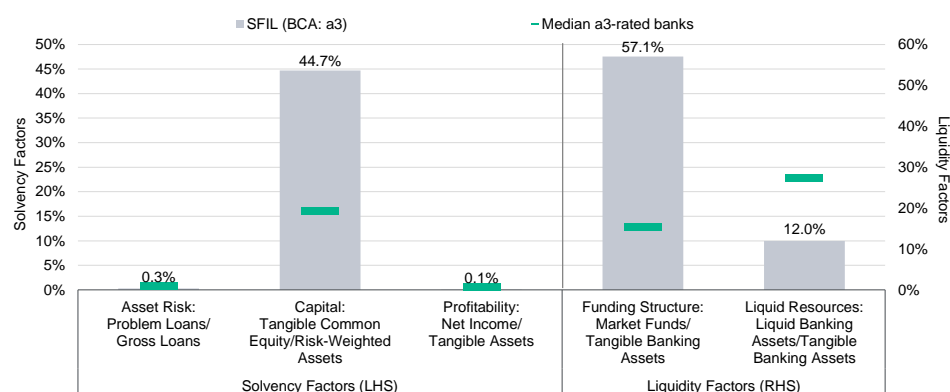
Summary

SFIL's long-term senior unsecured debt and deposit ratings of Aa2 stem from the bank's Baseline Credit Assessment (BCA) of a3, which reflects (i) the bank's leading position in the French public-sector financing, and (ii) a low-risk profile stemming from its solid asset quality and adequate funding and liquidity. SFIL has demonstrated its effectiveness as a major provider of financing to the French local public sector since its creation in January 2013.

SFIL has successfully originated new business through its distribution network provided by La Banque Postale (LBP, A2/A2 stable, baa2) and Caisse des Dépôts (CDC, Aa2 Stable) through its trademark Banque des Territoires. We also believe that the mandate SFIL has been entrusted with by the [Government of France](#) (Aa2 stable), which consists in extending long-term export financing backed by a central government guarantee, reinforces its role as a provider of long-term financing and slightly improved its currently moderate profitability. SFIL's very high nominal leverage and moderate profitability are consistent with its low-risk profile and assigned public-service mission.

Exhibit 1

Rating scorecard - key financial ratios



Source: Moody's

Credit strengths

- » Strong franchise in public-sector financing supported by its Caisse des Dépôts et Consignations (CDC) ownership and its public-service mission.
- » Close commercial ties with LBP's and CDC's extensive domestic networks.
- » The French public sector's low-risk.

- » Very high probability of government support.

Credit challenges

- » Leverage is high because of the very low risk profile of public-sector assets.
- » Although consistent with the business model and the low-risk profile, the profitability is moderate.

Outlook

The outlook on SFIL's long-term issuer, senior unsecured debt and deposit ratings is stable, in line with the outlook on the Government of France's debt rating.

Factors that could lead to an upgrade

- » SFIL's long-term ratings could be upgraded as a result of an upgrade of the Government of France's debt rating.

This publication does not announce a credit rating action. For any credit ratings referenced in this publication, please see the issuer/deal page on <https://ratings.moody.com> for the most updated credit rating action information and rating history.

Factors that could lead to a downgrade

- » SFIL's BCA could be downgraded as a result of worse-than-expected asset performance or weakening capitalization.
- » SFIL's long-term ratings could also be downgraded in the event of a downgrade of France's sovereign rating.
- » A lower BCA, or a significant change in the bank's liability structure that would entail a material reduction in the volume of long-term senior unsecured debt, and, hence, an increase in loss given-failure, would not necessarily lead to a downgrade of SFIL's long-term ratings, given the very high probability of government support assigned to such instruments.

Key indicators

Exhibit 2

SFIL (Consolidated Financials) [1]

	06-23 ²	12-22 ²	12-21 ²	12-20 ²	12-19 ²	CAGR/Avg. ³
Total Assets (EUR Million)	63,337.0	63,116.0	69,512.0	70,044.0	67,925.0	(2.0) ⁴
Total Assets (USD Million)	69,100.7	67,360.4	78,764.5	85,702.7	76,245.7	(2.8) ⁴
Tangible Common Equity (EUR Million)	1,760.0	1,744.0	1,713.0	1,666.0	1,618.0	2.4 ⁴
Tangible Common Equity (USD Million)	1,920.2	1,861.3	1,941.0	2,038.4	1,816.2	1.6 ⁴
Problem Loans / Gross Loans (%)	0.2	0.2	0.3	0.4	0.7	0.4 ⁵
Tangible Common Equity / Risk Weighted Assets (%)	44.7	46.5	41.1	32.7	27.3	38.5 ⁶
Problem Loans / (Tangible Common Equity + Loan Loss Reserve) (%)	4.9	6.3	8.9	12.5	21.1	10.7 ⁵
Net Interest Margin (%)	0.3	0.3	0.2	0.2	0.2	0.2 ⁵
PPI / Average RWA (%)	1.0	3.0	2.6	1.3	1.0	1.8 ⁶
Net Income / Tangible Assets (%)	0.1	0.1	0.1	0.1	0.1	0.1 ⁵
Cost / Income Ratio (%)	77.5	51.4	49.1	62.2	65.7	61.2 ⁵
Market Funds / Tangible Banking Assets (%)	57.8	57.1	57.6	57.7	56.6	57.4 ⁵
Liquid Banking Assets / Tangible Banking Assets (%)	10.1	12.0	16.2	14.2	14.2	13.3 ⁵

[1] All figures and ratios are adjusted using Moody's standard adjustments. [2] Basel III - fully loaded or transitional phase-in; IFRS. [3] May include rounding differences because of the scale of reported amounts. [4] Compound annual growth rate (%) based on the periods for the latest accounting regime. [5] Simple average of periods for the latest accounting regime. [6] Simple average of Basel III periods.

Sources: Moody's Investors Service and company filings

Profile

SFIL is the leading institution for the financing of the French local authorities, with a market share of around 25%. The bank is owned by CDC, and the French State which holds one share.

SFIL was established in January 2013 as part of the new framework defined by the French government for the financing of the French public sector and approved by the European Union (EU) Commission on 28 December 2012, together with the restructuring plan of Dexia Group.

SFIL's activities involve the following entities:

1. The Caisse Française de Financement Local (CAFFIL, formerly known as Dexia Municipal Agency, DMA) is the financing vehicle and issuer of covered bonds. CAFFIL is 100% owned by SFIL and structured as a "Societe de Credit Foncier" (SCF).
2. La Banque Postale (LBP) originates loans through its local network and warehouses them until they are transferred to CAFFIL.
3. SFIL provides services to both CAFFIL and LBP (including commercial support, financial monitoring and risk control, as well as back-office services), and acts as a sponsor bank and a consolidating entity for CAFFIL. SFIL also finances the over-collateralization (OC) required at CAFFIL.

Since the beginning of 2022, SFIL has formed a new partnership with Banque des Territoires (subsidiary of CDC), whereby it offers fixed-rated refinancing, which is complementary to LBP's offer.

Moreover, since 2015, SFIL refinances buyer credit contracts insured by Bpifrance Assurance Export in the name and on behalf of the French State, thus supporting the competitiveness of the major export contracts of French companies.

Detailed credit considerations

SFIL is owned by CDC and entrusted with a public-service mandate

SFIL is entrusted with a public-service mandate which consists in financing the French local authorities and hospitals. Since 2015, SFIL has also been entrusted by the French government with providing long-term export financing to the banking industry, backed by a 100% insurance provided by the government. The bank's mission includes the refinancing of large "export loans" extended by other commercial banks. The French government bears the credit risk through Banque Publique d'Investissement (BPI; a subsidiary of CDC)'s France Assurance Export, while CAFFIL (SFIL's covered bond issuing vehicle) provides the bulk of the funding. The European Commission (EC) approved the project on 5 May 2015, and the first refinancing operations took place in 2016. In May 2020, the EC renewed SFIL-CAFFIL's authorization for the financing of export credits for 7 years. As of June 2023, SFIL had refinanced for a total amount of €13.9 billion. This new activity further enhances SFIL's status and importance in the domestic market.

On 30 September 2020, the equity stakes of the French government and LBP in SFIL (75% and 5%, respectively) were transferred to [Caisse des Depots et Consignations](#) (CDC, Aa2 stable), which now holds all of SFIL's shares but one still owned by the French government. SFIL's ownership remains entirely public and its two shareholders are committed to ensuring that the bank's creditworthiness will be preserved, which is enacted in "Letters of comfort".

SFIL's strong commercial franchise is based on its experience in the local public sector and LBP's extensive domestic network

SFIL's current activities results from the takeover of the legacy portfolio of DMA spun off from DCL and the preservation of the franchise inherited from DCL. For its lending activities SFIL relies on LBP's deep-rooted domestic network, and on Banque des Territoires since 2022. Additionally, the French legal framework for the SCF requires that the issuer (CAFFIL) of "obligations foncieres" (French covered bonds) should be separated from yet sponsored by a bank.

SFIL is the leading lender to the French public sector, with a market share of around 25%. Over the first half of 2023, CAFFIL extended €2.2 billion of loans generated by LBP, bringing the total volume acquired since the creation of SFIL to €35.9 billion as of June 2023. On the funding side, outstanding covered bonds (issued by CAFFIL) remained relatively stable at €51.9 billion (€52.9 billion as of year-end 2022), and EMTN outstanding debt (issued by SFIL) amounted to €9.6 billion from €8.6 billion as of year-end 2022, mostly in replacement of maturing funding obtained from CDC.

The French public sector is a low-risk asset class

The consolidated loan and securities portfolios of SFIL amounted to €60.3 billion as of the end of June 2023 and include the assets inherited from DMA, alongside the new business originated through LBP's distribution network. There are still material exposures outside France (€6.4 billion, or 9% of total credit exposures as of end-June 2023) stemming from the legacy portfolio of DMA, now in runoff. These foreign exposures have been declining since 2013, when they accounted for 30% of the bank's loan and securities book. In addition, the average quality of the portfolio is high, as shown by the 0.3% problem loan ratio as of the end of June 2023.

As for new business, we expect the average quality of the production to remain very high, given the restricted scope of customers and loan type allowed by the bank's remit, and in light of the historical performance of such borrowers. We also believe that the credit analysis performed independently by both the originator (LBP) and SFIL on loans before being transferred into CAFFIL's cover pool contributes to fostering the quality of SFIL's exposures.

Limited market risk and well-controlled liquidity

In accordance with the requirements of the French legal framework on SCFs, interest rate and currency risks are neutralized at the level of CAFFIL with hedging derivatives. SFIL is CAFFIL's counterparty for some of these derivatives, but immediately covers the resulting positions by contracting derivative transactions in the market.

On a consolidated basis, SFIL's main funding source consists of covered bonds issued by CAFFIL (around 78% of total liabilities as of the end of June 2023). To diversify its funding sources, SFIL set up an EMTN program in October 2016, which totaled €9.6 billion as of June 2023. In addition, in January 2017, SFIL was registered on the list of European agencies, allowing the European Central Bank to purchase its debt instruments, under the public-sector asset purchase program. All these factors reinforces SFIL's stance in the capital markets.

The targeted overcollateralisation at the level of CAFFIL¹ (114% as of the end of September 2023) is entirely funded by SFIL. Last, SFIL benefits from back up liquidity facilities from CDC and LBP to cover its liquidity needs (undrawn at the end of June 2021).

Based on the amortization of assets and liabilities, and assuming no new production, CAFFIL would, at all times, have sufficient unencumbered central bank-eligible assets (after haircut and while maintaining an OC of 5% at minimum) to cover any liquidity shortfall that would arise in the case it were unable to refinance maturing covered bonds in the market. The bank's liquidity coverage ratio significantly exceeds the 100% threshold at all times.

The funding procedure set for the new production — whereby the originated loans are first warehoused on the partner's balance sheet, and subsequently passed onto CAFFIL at a predetermined margin - contingent upon SFIL's underwriting policy being observed - also provides SFIL with a material protection against liquidity constraints. Although we believe such risk is limited, the partners could carry the new originated loans as long as CAFFIL is unable to raise funding at an adequate price.

These factors are reflected in SFIL's Combined Liquidity score of baa2.

Although consistent with the business model and the low-risk profile, profitability is moderate and leverage is high

Consistent with its remit, SFIL generates limited profit because of (1) the thin margins generated by its loan portfolio, and (2) its high cost base relative to its income generation capacity. We therefore, believe that the bank will have limited capacity to enhance its capital base from retained earnings, which is reflected in a Profitability score of b3 in our scorecard.

For the first half of 2023, the bank's reported net income amounted to €16 million, down from €46 million in the first half of 2022, mostly due to non-recurring items such as fair value adjustments on hedges and the volatility related to the application of IFRS 9 in the valuation of loans and advances at fair value through profit or loss. Excluding such non-recurring items, net banking income was broadly flat at €99 million. SFIL's commercial margin is still subdued, since the bank had to refinance cheap funding raised in the mid-2000s at a higher cost. We also expect this negative effect to be offset over the medium term as the legacy assets — originated at a period when margins on public-sector loans used to be very low — amortize and are replaced by the new loans originated by LBP with higher margins.

SFIL disclosed a sound Common Equity Tier 1 fully-loaded capital ratio of 38.9% as of the end of June 2023 with a supervisory requirement of 7.87% as of 1 June 2023. However, because of the very low risk weight of exposures to the local public sector (average weighting of 4.7%), SFIL's leverage is very high (the bank's tangible common equity to tangible banking assets ratio was 2.8% at end-June 2023), although it is commensurate with its low-risk profile and broadly similar to that of its main European peers. SFIL benefits, since June 2021, from the Capital Requirements Regulation (CRR2),² which excludes so-called "development loans" from the calculation of the regulatory leverage ratio's denominator - regulatory leverage ratio thus stood at a high 11.3% at end-June 2023.

Since February 2021, the Ordinary Insolvency Processing (i.e. liquidation) is the preferred resolution strategy for SFIL, the MREL requirement will thus be limited to SFIL's Loss Absorption Amount (LAA).

SFIL's strong capitalization is reflected in its high assigned Capital score of aa2.

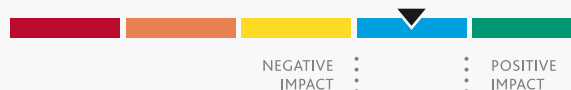
ESG considerations

SFIL's ESG credit impact score is CIS-2

Exhibit 3

ESG credit impact score

CIS-2



ESG considerations do not have a material impact on the current rating.

Source: Moody's Investors Service


SFIL's **CIS-2** indicates that ESG considerations do not have a material impact on the current rating.

Exhibit 4

ESG issuer profile scores

ENVIRONMENTAL

E-2



SOCIAL

S-3



GOVERNANCE

G-2



Source: Moody's Investors Service

Environmental

SFIL faces low exposure to environmental risks. Given its role as lender to the public sector, SFIL's exposure to environmental risks is closely aligned to that of the French sovereign, which is low across all categories.

Social

SFIL faces moderate social risks in relation to customer relations and associated regulatory and litigation risks, which require the bank to meet high compliance standards. Customer relations risks related to mis-selling and misrepresentation are however below the industry average, as the bank has no exposures to private companies and no retail activity.

Governance

SFIL faces low governance risks. The bank's risk management policies and procedures are in line with the industry's practices. Ownership is concentrated, however the large presence of independent administrators as well as the domestic developed institutional framework, mitigate associated governance risks.

ESG Issuer Profile Scores and Credit Impact Scores for the rated entity/transaction are available on Moody's.com. In order to view the latest scores, please click [here](#) to go to the landing page for the entity/transaction on MDC and view the ESG Scores section.

Support and structural considerations

Loss given failure

Despite its ownership and public mandate, SFIL falls in the scope of the EU Bank Recovery and Resolution Directive (BRRD), which we consider an operational resolution regime. We, therefore, apply our Advanced Loss Given Failure Analysis to SFIL's liability structure. We

assume a residual tangible common equity of 2.8% (Moody's-adjusted leverage ratio as of year-end 2022) and post-failure losses of 8% of tangible banking assets. These are in line with our standard assumptions.

Our Loss Given Failure analysis indicates a low loss given failure for deposits and senior unsecured debt, leading to a two-notch rating uplift from SFIL's a3 Adjusted BCA for these instruments.

Government support

We believe that the probability of government support remains very high for SFIL's deposits and senior unsecured debt, which results in an uplift of two notches. This assumption is based on (1) CDC's commitment, as the reference shareholder, to support SFIL's solvency and liquidity through a letter of comfort, which has been communicated to the French supervisor (Autorite de Controle Prudentiel et de Regulation, ACPR); (2) the State's commitment, as the ultimate shareholder, to support SFIL's solvency and liquidity in case CDC were unable to support it, through a separate letter of comfort, also communicated to the ACPR; and (3) the key role of SFIL in the financing of the French local authorities and hospitals. We also believe that the 2015 decision to expand its policy mandate to export financing also has enhanced SFIL's status and importance in the domestic market.

Counterparty Risk Ratings (CRRs)

SFIL's CRRs are Aa2/P-1

Counterparty Risk (CR) Assessment

SFIL's CR Assessment is Aa2(cr)/ P-1(cr)

The CR Assessment is underpinned by the buffer against default provided to the senior obligations represented by the CR Assessment by subordinated instruments. The CR Assessment also benefits from one notch of government support, consistent with our belief that governments are likely to maintain operations represented by the CR Assessment as a going concern to reduce contagion and preserve the bank's critical functions.

Methodology and scorecard

About Moody's Bank Scorecard

Our scorecard is designed to capture, express and explain in summary form our Rating Committee's judgment. When read in conjunction with our research, a fulsome presentation of our judgment is expressed. As a result, the output of our scorecard may materially differ from that suggested by raw data alone (though it has been calibrated to avoid the frequent need for strong divergence). The scorecard output and the individual scores are discussed in rating committees and may be adjusted up or down to reflect conditions specific to each rated entity.

Rating methodology and scorecard factors

Exhibit 5

SFIL

Macro Factors							
Weighted Macro Profile		Strong +	100%				
Factor		Historic Ratio	Initial Score	Expected Trend	Assigned Score	Key driver #1	Key driver #2
Solvency							
Asset Risk							
Problem Loans / Gross Loans		0.3%	aa1	↔	aa1	Quality of assets	Long-run loss performance
Capital							
Tangible Common Equity / Risk Weighted Assets (Basel III - fully loaded)		44.7%	aa1	↔	aa2	Nominal leverage	
Profitability							
Net Income / Tangible Assets		0.1%	b3	↔	b3		
Combined Solvency Score			a1		a2		
Liquidity							
Funding Structure							

Market Funds / Tangible Banking Assets	57.1%	b3	↔	baa2	Term structure
Liquid Resources					
Liquid Banking Assets / Tangible Banking Assets	12.0%	ba1	↔	baa1	Asset encumbrance
Combined Liquidity Score		b1		baa2	
Financial Profile				a3	
Qualitative Adjustments				Adjustment	
Business Diversification				0	
Opacity and Complexity				0	
Corporate Behavior				0	
Total Qualitative Adjustments				0	
Sovereign or Affiliate constraint				Aa2	
BCA Scorecard-indicated Outcome - Range				a2 - baa1	
Assigned BCA				a3	
Affiliate Support notching				0	
Adjusted BCA				a3	

Balance Sheet	in-scope (EUR Million)	% in-scope	at-failure (EUR Million)	% at-failure
Other liabilities	51,810	81.8%	51,893	82.0%
Deposits	814	1.3%	731	1.2%
Preferred deposits	602	1.0%	572	0.9%
Junior deposits	212	0.3%	159	0.3%
Senior unsecured bank debt	8,932	14.1%	8,932	14.1%
Equity	1,760	2.8%	1,760	2.8%
Total Tangible Banking Assets	63,316	100.0%	63,316	100.0%

Debt Class	De Jure waterfall		De Facto waterfall		Notching		LGF	Assigned	Additional	Preliminary
	Instrument	Sub-	Instrument	Sub-	De Jure	De Facto	Notching	LGF		
	volume +	ordination	volume +	ordination			Guidance	notching		Rating
	subordination		subordination				vs.			Assessment
							Adjusted			
							BCA			
Counterparty Risk Rating	17.1%	17.1%	17.1%	17.1%	3	3	3	3	0	aa3
Counterparty Risk Assessment	17.1%	17.1%	17.1%	17.1%	3	3	3	3	0	aa3 (cr)
Deposits	17.1%	2.8%	17.1%	16.9%	2	3	2	2	0	a1
Senior unsecured bank debt	17.1%	2.8%	16.9%	2.8%	2	2	2	2	0	a1

Instrument Class	Loss Given		Preliminary Rating	Government		Local Currency	Foreign
	Failure	Additional		Support	notching		
	notching	notching	Assessment			Rating	Currency
							Rating
Counterparty Risk Rating	3	0	aa3	1		Aa2	Aa2
Counterparty Risk Assessment	3	0	aa3 (cr)	1		Aa2(cr)	
Deposits	2	0	a1	2		Aa2	
Senior unsecured bank debt	2	0	a1	2		Aa2	Aa2

[1] Where dashes are shown for a particular factor (or sub-factor), the score is based on non-public information.

Source: Moody's Investors Service

Ratings

Exhibit 6

Category	Moody's Rating
SFIL	
Outlook	Stable
Counterparty Risk Rating	Aa2/P-1
Bank Deposits -Dom Curr	Aa2/P-1
Baseline Credit Assessment	a3
Adjusted Baseline Credit Assessment	a3
Counterparty Risk Assessment	Aa2(cr)/P-1(cr)
Issuer Rating	Aa2
Senior Unsecured	Aa2
Commercial Paper -Dom Curr	P-1
PARENT: CAISSE DES DEPOTS ET CONSIGNATIONS	
Outlook	Stable
Bank Deposits	Aa2/P-1
Issuer Rating	Aa2
Senior Unsecured	Aa2
Commercial Paper -Dom Curr	P-1
Other Short Term -Dom Curr	(P)P-1

Source: Moody's Investors Service

Endnotes

1 As a result of its status of a Societe de Credit Foncier.

2 See [Regulation \(EU\) 2019/876 of the European Parliament and of the Council of May 20, 2019](#) amending Regulation (EU) No. 575/2013 (the Capital Requirement Regulation).

© 2023 Moody's Corporation, Moody's Investors Service, Inc., Moody's Analytics, Inc. and/or their licensors and affiliates (collectively, "MOODY'S"). All rights reserved.

CREDIT RATINGS ISSUED BY MOODY'S CREDIT RATINGS AFFILIATES ARE THEIR CURRENT OPINIONS OF THE RELATIVE FUTURE CREDIT RISK OF ENTITIES, CREDIT COMMITMENTS, OR DEBT OR DEBT-LIKE SECURITIES, AND MATERIALS, PRODUCTS, SERVICES AND INFORMATION PUBLISHED BY MOODY'S (COLLECTIVELY, "PUBLICATIONS") MAY INCLUDE SUCH CURRENT OPINIONS. MOODY'S DEFINES CREDIT RISK AS THE RISK THAT AN ENTITY MAY NOT MEET ITS CONTRACTUAL FINANCIAL OBLIGATIONS AS THEY COME DUE AND ANY ESTIMATED FINANCIAL LOSS IN THE EVENT OF DEFAULT OR IMPAIRMENT. SEE APPLICABLE MOODY'S RATING SYMBOLS AND DEFINITIONS PUBLICATION FOR INFORMATION ON THE TYPES OF CONTRACTUAL FINANCIAL OBLIGATIONS ADDRESSED BY MOODY'S CREDIT RATINGS. CREDIT RATINGS DO NOT ADDRESS ANY OTHER RISK, INCLUDING BUT NOT LIMITED TO: LIQUIDITY RISK, MARKET VALUE RISK, OR PRICE VOLATILITY. CREDIT RATINGS, NON-CREDIT ASSESSMENTS ("ASSESSMENTS"), AND OTHER OPINIONS INCLUDED IN MOODY'S PUBLICATIONS ARE NOT STATEMENTS OF CURRENT OR HISTORICAL FACT. MOODY'S PUBLICATIONS MAY ALSO INCLUDE QUANTITATIVE MODEL-BASED ESTIMATES OF CREDIT RISK AND RELATED OPINIONS OR COMMENTARY PUBLISHED BY MOODY'S ANALYTICS, INC. AND/OR ITS AFFILIATES. MOODY'S CREDIT RATINGS, ASSESSMENTS, OTHER OPINIONS AND PUBLICATIONS DO NOT CONSTITUTE OR PROVIDE INVESTMENT OR FINANCIAL ADVICE, AND MOODY'S CREDIT RATINGS, ASSESSMENTS, OTHER OPINIONS AND PUBLICATIONS ARE NOT AND DO NOT PROVIDE RECOMMENDATIONS TO PURCHASE, SELL, OR HOLD PARTICULAR SECURITIES. MOODY'S CREDIT RATINGS, ASSESSMENTS, OTHER OPINIONS AND PUBLICATIONS DO NOT COMMENT ON THE SUITABILITY OF AN INVESTMENT FOR ANY PARTICULAR INVESTOR. MOODY'S ISSUES ITS CREDIT RATINGS, ASSESSMENTS AND OTHER OPINIONS AND PUBLISHES ITS PUBLICATIONS WITH THE EXPECTATION AND UNDERSTANDING THAT EACH INVESTOR WILL, WITH DUE CARE, MAKE ITS OWN STUDY AND EVALUATION OF EACH SECURITY THAT IS UNDER CONSIDERATION FOR PURCHASE, HOLDING, OR SALE.

MOODY'S CREDIT RATINGS, ASSESSMENTS, OTHER OPINIONS, AND PUBLICATIONS ARE NOT INTENDED FOR USE BY RETAIL INVESTORS AND IT WOULD BE RECKLESS AND INAPPROPRIATE FOR RETAIL INVESTORS TO USE MOODY'S CREDIT RATINGS, ASSESSMENTS, OTHER OPINIONS OR PUBLICATIONS WHEN MAKING AN INVESTMENT DECISION. IF IN DOUBT YOU SHOULD CONTACT YOUR FINANCIAL OR OTHER PROFESSIONAL ADVISER.

ALL INFORMATION CONTAINED HEREIN IS PROTECTED BY LAW, INCLUDING BUT NOT LIMITED TO, COPYRIGHT LAW, AND NONE OF SUCH INFORMATION MAY BE COPIED OR OTHERWISE REPRODUCED, REPACKAGED, FURTHER TRANSMITTED, TRANSFERRED, DISSEMINATED, REDISTRIBUTED OR RESOLD, OR STORED FOR SUBSEQUENT USE FOR ANY SUCH PURPOSE, IN WHOLE OR IN PART, IN ANY FORM OR MANNER OR BY ANY MEANS WHATSOEVER, BY ANY PERSON WITHOUT MOODY'S PRIOR WRITTEN CONSENT.

MOODY'S CREDIT RATINGS, ASSESSMENTS, OTHER OPINIONS AND PUBLICATIONS ARE NOT INTENDED FOR USE BY ANY PERSON AS A BENCHMARK AS THAT TERM IS DEFINED FOR REGULATORY PURPOSES AND MUST NOT BE USED IN ANY WAY THAT COULD RESULT IN THEM BEING CONSIDERED A BENCHMARK.

All information contained herein is obtained by MOODY'S from sources believed by it to be accurate and reliable. Because of the possibility of human or mechanical error as well as other factors, however, all information contained herein is provided "AS IS" without warranty of any kind. MOODY'S adopts all necessary measures so that the information it uses in assigning a credit rating is of sufficient quality and from sources MOODY'S considers to be reliable including, when appropriate, independent third-party sources. However, MOODY'S is not an auditor and cannot in every instance independently verify or validate information received in the credit rating process or in preparing its Publications.

To the extent permitted by law, MOODY'S and its directors, officers, employees, agents, representatives, licensors and suppliers disclaim liability to any person or entity for any indirect, special, consequential, or incidental losses or damages whatsoever arising from or in connection with the information contained herein or the use of or inability to use any such information, even if MOODY'S or any of its directors, officers, employees, agents, representatives, licensors or suppliers is advised in advance of the possibility of such losses or damages, including but not limited to: (a) any loss of present or prospective profits or (b) any loss or damage arising where the relevant financial instrument is not the subject of a particular credit rating assigned by MOODY'S.

To the extent permitted by law, MOODY'S and its directors, officers, employees, agents, representatives, licensors and suppliers disclaim liability for any direct or compensatory losses or damages caused to any person or entity, including but not limited to by any negligence (but excluding fraud, willful misconduct or any other type of liability that, for the avoidance of doubt, by law cannot be excluded) on the part of, or any contingency within or beyond the control of, MOODY'S or any of its directors, officers, employees, agents, representatives, licensors or suppliers, arising from or in connection with the information contained herein or the use of or inability to use any such information.

NO WARRANTY, EXPRESS OR IMPLIED, AS TO THE ACCURACY, TIMELINESS, COMPLETENESS, MERCHANTABILITY OR FITNESS FOR ANY PARTICULAR PURPOSE OF ANY CREDIT RATING, ASSESSMENT, OTHER OPINION OR INFORMATION IS GIVEN OR MADE BY MOODY'S IN ANY FORM OR MANNER WHATSOEVER.

Moody's Investors Service, Inc., a wholly-owned credit rating agency subsidiary of Moody's Corporation ("MCO"), hereby discloses that most issuers of debt securities (including corporate and municipal bonds, debentures, notes and commercial paper) and preferred stock rated by Moody's Investors Service, Inc. have, prior to assignment of any credit rating, agreed to pay to Moody's Investors Service, Inc. for credit ratings opinions and services rendered by it fees ranging from \$1,000 to approximately \$5,000,000. MCO and Moody's Investors Service also maintain policies and procedures to address the independence of Moody's Investors Service credit ratings and credit rating processes. Information regarding certain affiliations that may exist between directors of MCO and rated entities, and between entities who hold credit ratings from Moody's Investors Service, Inc. and have also publicly reported to the SEC an ownership interest in MCO of more than 5%, is posted annually at www.moody.com under the heading "Investor Relations — Corporate Governance — Charter Documents - Director and Shareholder Affiliation Policy."

Additional terms for Australia only: Any publication into Australia of this document is pursuant to the Australian Financial Services License of MOODY'S affiliate, Moody's Investors Service Pty Limited ABN 61 003 399 657 AFSL 336969 and/or Moody's Analytics Australia Pty Ltd ABN 94 105 136 972 AFSL 383569 (as applicable). This document is intended to be provided only to "wholesale clients" within the meaning of section 761G of the Corporations Act 2001. By continuing to access this document from within Australia, you represent to MOODY'S that you are, or are accessing the document as a representative of, a "wholesale client" and that neither you nor the entity you represent will directly or indirectly disseminate this document or its contents to "retail clients" within the meaning of section 761G of the Corporations Act 2001. MOODY'S credit rating is an opinion as to the creditworthiness of a debt obligation of the issuer, not on the equity securities of the issuer or any form of security that is available to retail investors.

Additional terms for Japan only: Moody's Japan K.K. ("MJKK") is a wholly-owned credit rating agency subsidiary of Moody's Group Japan G.K., which is wholly-owned by Moody's Overseas Holdings Inc., a wholly-owned subsidiary of MCO. Moody's SF Japan K.K. ("MSFJ") is a wholly-owned credit rating agency subsidiary of MJKK. MSFJ is not a Nationally Recognized Statistical Rating Organization ("NRSRO"). Therefore, credit ratings assigned by MSFJ are Non-NRSRO Credit Ratings. Non-NRSRO Credit Ratings are assigned by an entity that is not a NRSRO and, consequently, the rated obligation will not qualify for certain types of treatment under U.S. laws. MJKK and MSFJ are credit rating agencies registered with the Japan Financial Services Agency and their registration numbers are FSA Commissioner (Ratings) No. 2 and 3 respectively.

MJKK or MSFJ (as applicable) hereby disclose that most issuers of debt securities (including corporate and municipal bonds, debentures, notes and commercial paper) and preferred stock rated by MJKK or MSFJ (as applicable) have, prior to assignment of any credit rating, agreed to pay to MJKK or MSFJ (as applicable) for credit ratings opinions and services rendered by it fees ranging from JPY100,000 to approximately JPY550,000,000.

MJKK and MSFJ also maintain policies and procedures to address Japanese regulatory requirements.

REPORT NUMBER

1384159